

FABIUS POMPEY
CENTRAL SCHOOL
DISTRICT

MANAGEMENT'S
DISCUSSION AND
ANALYSIS

AND

BASIC FINANCIAL
STATEMENTS

For the Year Ended
June 30, 2022

**FABIUS POMPEY CENTRAL SCHOOL DISTRICT
TABLE OF CONTENTS**

	<u>Page</u>
AUDITOR'S REPORTS	
Independent Auditor's Report	1-3
MANAGEMENT'S DISCUSSION AND ANALYSIS	4-12
BASIC FINANCIAL STATEMENTS	
District-Wide Financial Statements	
• Statement of Net Position	13
• Statement of Activities	14
Fund Financial Statements	
• Balance Sheet – Governmental Funds	15
• Reconciliation of Total Governmental Fund Balances to the District-Wide Net Position	16
• Statement of Revenues, Expenditures, and Changes in Fund Balances – All Governmental Funds	17
• Reconciliation of the Statement of Revenues and Expenditures of the Governmental Funds to the Statement of Activities	18
Fiduciary Fund Financial Statements	
• Statement of Fiduciary Net Position	19
• Statement of Changes in Fiduciary Net Position	20
Notes to Basic Financial Statements	21-48
REQUIRED SUPPLEMENTARY INFORMATION OTHER THAN MANAGEMENT'S DISCUSSION AND ANALYSIS	
Schedule of Revenues, Expenditures, and Changes in Fund Balance Budget and Actual – General Fund	49
Schedules of District Contributions	50
Schedules of District's Proportionate Share of the Net Pension Liability/Asset	51
Schedule of Changes in the District's Total OPEB Liability and Related Ratios	52
OTHER SUPPLEMENTARY INFORMATION	
Schedules of Change from Original Budget to Revised Budget and Section 1318 of Real Property Tax Law Limit Calculation	53
Schedule of Project Expenditures – Capital Projects Fund	54
Net Investment in Capital Assets	55
SINGLE AUDIT REPORTS AND SCHEDULES	
Independent Auditor's Report on Internal Control Over Financial Reporting and on Compliance and Other Matters Based on an Audit of Financial Statements Performed in Accordance with <i>Government Auditing Standards</i>	56
Independent Auditor's Report on Compliance for Each Major Program and on Internal Control Over Compliance Required by the Uniform Guidance	57-58
Schedule of Expenditures of Federal Awards	59
Noted to Schedule of Expenditures of Federal Awards	60
Schedule of Findings and Questioned Costs – Federal Compliance Requirements	61-62
Status of Prior Year's Findings and Questioned Costs – Federal Compliance Requirements	63

D'Arcangelo & Co., LLP

Certified Public Accountants & Consultants

200 E. Garden St., P.O. Box 4300, Rome, N.Y. 13442-4300
315-336-9220 Fax: 315-336-0836

Independent Auditor's Report

Board of Education

Fabius Pompey Central School District

Opinions

We have audited the accompanying financial statements of the governmental activities, each major fund, and the aggregate remaining fund information of the Fabius Pompey Central School District, as of and for the year ended June 30, 2022, and the related notes to the financial statements, which collectively comprise the Fabius Pompey Central School District's basic financial statements as listed in the table of contents.

In our opinion, the financial statements referred to above present fairly, in all material respects, the respective financial position of the governmental activities, each major fund, and the aggregate remaining fund information of the Fabius Pompey Central School District, as of June 30, 2022, and the respective changes in financial position, for the year then ended, in accordance with accounting principles generally accepted in the United States of America.

Basis for Opinions

We conducted our audit in accordance with auditing standards generally accepted in the United States of America and the standards applicable to financial audits contained in *Government Auditing Standards* issued by the Comptroller of the United States. Our responsibilities under those standards are further described in the Auditor's Responsibilities for the Audit of the Financial Statements section of our report. We are required to be independent of the Fabius Pompey Central School District, and to meet our other ethical responsibilities, in accordance with the relevant ethical requirements relating to our audit. We believe that the audit evidence we have obtained is sufficient and appropriate to provide a basis for our audit opinions.

Emphasis of Matter- New Accounting Standard

As discussed in Notes 1 to the financial statements, the School District changed its accounting policies related to the accounting and reporting of leases by adopting the Governmental Accounting Standards Board's (GASB) Statement No. 87, *Leases*. The new pronouncement changes the criteria used, and provides guidance on accounting and reporting for leases. Our opinion is not modified with respect to this matter.

Responsibilities of Management for the Financial Statements

Management is responsible for the preparation and fair presentation of the financial statements in accordance with accounting principles generally accepted in the United States of America; and for the design, implementation, and maintenance of internal control relevant to the preparation and fair presentation of financial statements that are free from material misstatement, whether due to fraud or error.

In preparing the financial statements, management is required to evaluate whether there are conditions or events, considered in the aggregate, that raise substantial doubt about the Fabius Pompey Central School District's ability to continue as a going concern for twelve months beyond the financial statement date, including any currently known information that may raise substantial doubt shortly thereafter.

Auditor's Responsibilities for the Audit of the Financial Statements

Our objectives are to obtain reasonable assurance about whether the financial statements as a whole are free from material misstatement, whether due to fraud or error, and to issue an auditor's report that includes our opinions. Reasonable assurance is a high level of assurance but is not absolute assurance and therefore is not a guarantee that an audit conducted in accordance with generally accepted auditing standards and *Government Auditing Standards* will always detect a material misstatement when it exists. The risk of not detecting a material misstatement resulting from fraud is higher than for one resulting from error, as fraud may involve collusion, forgery, intentional omissions, misrepresentations, or the override of internal control. Misstatements are considered material if there is a substantial likelihood that, individually or in the aggregate, they would influence the judgment made by a reasonable user based on the financial statements.

In performing an audit in accordance with generally accepted auditing standards and *Government Auditing Standards*, we:

- Exercise professional judgment and maintain professional skepticism throughout the audit.
- Identify and assess the risks of material misstatement of the financial statements, whether due to fraud or error, and design and perform audit procedures responsive to those risks. Such procedures include examining, on a test basis, evidence regarding the amounts and disclosures in the financial statements.
- Obtain an understanding of internal control relevant to the audit in order to design audit procedures that are appropriate in the circumstances, but not for the purpose of expressing an opinion on the effectiveness of the Fabius Pompey Central School District's internal control. Accordingly, no such opinion is expressed.
- Evaluate the appropriateness of accounting policies used and the reasonableness of significant accounting estimates made by management, as well as evaluate the overall presentation of the financial statements.
- Conclude whether, in our judgment, there are conditions or events, considered in the aggregate, that raise substantial doubt about the Fabius Pompey Central School District's ability to continue as a going concern for a reasonable period of time.

We are required to communicate with those charged with governance regarding, among other matters, the planned scope and timing of the audit, significant audit findings, and certain internal control-related matters that we identified during the audit.

Required Supplementary Information

Accounting principles generally accepted in the United States of America require that the management's discussion and analysis and other required supplementary information, as listed in the table of contents, be presented to supplement the basic financial statements. Such information is the responsibility of management and, although not a part of the basic financial statements, is required by the Governmental Accounting Standards Board, who considers it to be an essential part of financial reporting for placing the basic financial statements in an appropriate operational, economic, or historical context. We have applied certain limited procedures to the required supplementary information in accordance with auditing standards generally accepted in the United States of America, which consisted of inquiries of management about the methods of preparing the information and comparing the information for consistency with management's responses to our inquiries, the basic financial statements, and other knowledge we obtained during our audit of the basic financial statements. We do not express an opinion or provide any assurance on the information because the limited procedures do not provide us with sufficient evidence to express an opinion or provide any assurance.

Supplementary and Other Information

Our audit was conducted for the purpose of forming opinions on the financial statements that collectively comprise the Fabius Pompey Central School District's basic financial statements. The other supplementary information as listed in the table of contents is presented for purposes of additional analysis as required by the New York State Education Department and is not a required part of the basic financial statements. The accompanying Schedule of Expenditures of Federal Awards is presented for purposes of additional analysis as required by Title 2 U.S. *Code of Federal Regulations* (CFR) Part 200, *Uniform Administrative Requirements, Cost Principles, and Audit Requirements for Federal Awards*, and is also not a required part of the financial statements.

The Schedule of Expenditures of Federal Awards and other supplementary information are the responsibility of management and were derived from and relate directly to the underlying accounting and other records used to prepare the basic financial statements. The information has been subjected to the auditing procedures applied in the audit of the basic financial statements and certain additional procedures, including comparing and reconciling such information directly to the underlying accounting and other records used to prepare the basic financial statements or to the basic financial statements themselves, and other additional procedures in accordance with auditing standards generally accepted in the United States of America. In our opinion, the information is fairly stated in all material respects in relation to the basic financial statements as a whole.

Other Reporting Required by *Government Auditing Standards*

In accordance with *Government Auditing Standards*, we have also issued our report dated September 26, 2022, on our consideration of the Fabius Pompey Central School District's internal control over financial reporting and on our tests of its compliance with certain provisions of laws, regulations, contracts, and grant agreements and other matters. The purpose of that report is solely to describe the scope of our testing of internal control over financial reporting and compliance and the results of that testing, and not to provide an opinion on the effectiveness of the Fabius Pompey Central School District's internal control over financial reporting or on compliance. That report is an integral part of an audit performed in accordance with *Government Auditing Standards* in considering Fabius Pompey Central School District's internal control over financial reporting and compliance.

D'Arcangelo + Co., LLP

September 26, 2022

Rome, New York

**FABIUS POMPEY CENTRAL SCHOOL DISTRICT
MANAGEMENT'S DISCUSSION AND ANALYSIS
For the Year Ended June 30, 2022**

The Fabius Pompey Central School District's discussion and analysis of financial performance provides an overall review of the District's financial activities for the fiscal years ended June 30, 2022 and 2021. The intent of this discussion and analysis is to look at the District's financial performance as a whole. This should be read in conjunction with the financial statements, which immediately follow this section.

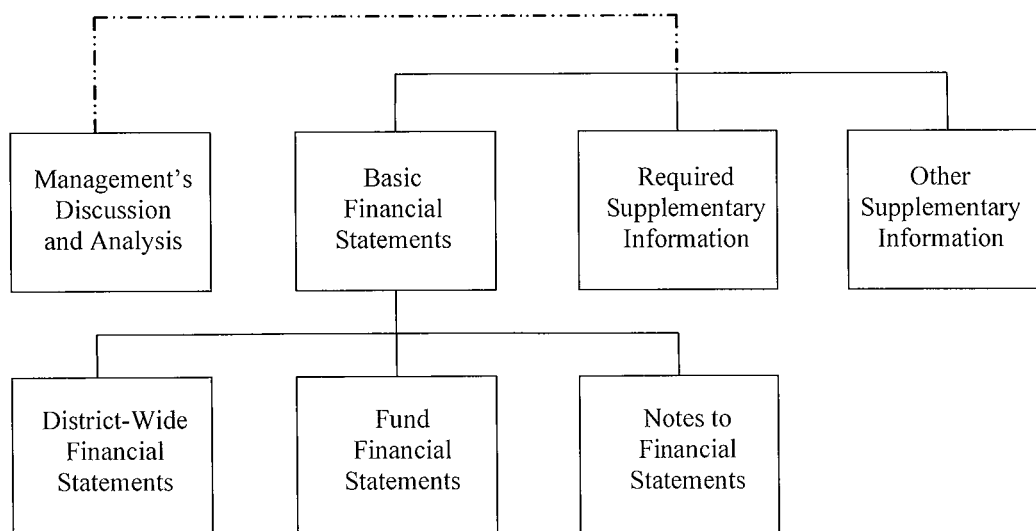
1. FINANCIAL HIGHLIGHTS

Key financial highlights for fiscal year 2022, are as follows:

- The District's total Net Position, as reflected in the District-wide financial statements, decreased by \$152,941.
- The District's expenses for the year, as reflected in the District-wide financial statements, totaled \$21,344,067. Of this amount, \$103,421 was offset by program charges for services and \$2,041,943 of operating grants and contributions. General revenues of \$19,045,762 amounts to 89.9% of total revenues.
- State and federal revenue increased by \$63,785 to \$9,779,847 in 2022 from \$9,716,062 in 2021.
- The General Fund's total fund balance, as reflected in the fund financial statements on pages 15 and 17, increased by \$577,189 to \$4,548,333.
- This was due to an excess of revenues over expenditures based on the modified accrual basis of accounting.

2. OVERVIEW OF THE FINANCIAL STATEMENTS

This annual report consists of four parts – Management's Discussion and Analysis (MD&A), the basic financial statements, required supplementary information, and other supplementary information. The basic financial statements consist of district-wide financial statements, fund financial statements, and notes to the financial statements. A graphic display of the relationship of these statements is as follows:



**FABIUS POMPEY CENTRAL SCHOOL DISTRICT
MANAGEMENT'S DISCUSSION AND ANALYSIS
For the Year Ended June 30, 2022**

(Continued)

A. District-wide Financial Statements

The District-wide financial statements are organized to provide an understanding of the fiscal performance of the District as a whole in a manner similar to a private sector business. There are two District-wide financial statements: the Statement of Net Position and the Statement of Activities. These statements provide both an aggregate and long-term view of the District's finances.

These statements utilize the accrual basis of accounting. This basis of accounting recognizes the financial effects of events when they occur, without regard to the timing of cash flows related to the events.

The Statement of Net Position

The Statement of Net Position presents information on all of the District's Assets and Deferred Outflows of Resources and Liabilities and Deferred Inflows of Resources, with the difference between the two reported as Net Position. Increases or decreases in net position may serve as a useful indicator of whether the financial position of the District is improving or deteriorating, respectively.

The Statement of Activities

The Statement of Activities presents information showing the change in net position during the fiscal year. All changes in Net Position are recorded at the time the underlying financial event occurs. Therefore, revenues and expenses are reported in the statement for some items that will result in cash flow in future fiscal periods.

B. Fund Financial Statements

The fund financial statements provide more detailed information about the District's funds, not the District as a whole. A fund is a grouping of related accounts that is used to maintain control over resources that have been segregated for specific activities or objectives. The District also uses fund accounting to ensure compliance with finance-related legal requirements. The funds of the District are reported in the governmental funds and the fiduciary funds.

These statements utilize the modified accrual basis of accounting. This basis of accounting recognizes revenues in the period that they become measurable and available. It recognizes expenditures in the period that they become measurable, funded through available resources and payable within a current period.

Governmental Funds

Governmental funds are used to account for essentially the same functions reported as governmental activities in the District-wide financial statements. However, the governmental fund financial statements focus on shorter term inflows and outflows of spendable resources, as well as on balances of spendable resources available at the end of the fiscal year for spending in future years. Consequently, the governmental fund statements provide a detailed short-term view of the District's operations and the services it provides.

Because the focus of governmental funds is narrower than that of District-wide financial statements, it is useful to compare the information presented for governmental funds with similar information presented for governmental activities in the District-wide financial statements. By doing so, the reader may better understand the long-term impact of the District's near-term financing decisions. Both the governmental fund Balance Sheet and the governmental fund Statement of Revenues, Expenditures, and Changes in Fund Balance provide a reconciliation to facilitate this comparison between governmental funds and governmental activities.

The District maintains six individual governmental funds, general fund, school lunch fund, special aid fund, Miscellaneous Special Revenue, debt service fund, and capital projects fund, each of which is considered to be a major fund and is presented separately in the fund financial statements.

**FABIUS POMPEY CENTRAL SCHOOL DISTRICT
MANAGEMENT'S DISCUSSION AND ANALYSIS
For the Year Ended June 30, 2022**

(Continued)

Fiduciary Funds

Fiduciary funds are used to account for assets held by the District in its capacity as custodian. All of the District's fiduciary activities are reported in a separate Statement of Fiduciary Net Position. The fiduciary activities have been excluded from the District's District-wide financial statements because the District cannot use these assets to finance its operations.

3. FINANCIAL ANALYSIS OF THE DISTRICT AS A WHOLE

A. Net Position

The District's total net position decreased by \$152,941 between fiscal year 2021 and 2022. A summary of the District's Statement of Net Position for June 30, 2022 and 2021, is as follows:

	2022	Restated 2021	Increase (Decrease)	Percentage Change
Current and Other Assets	\$ 13,314,159	\$ 5,373,587	\$ 7,940,572	147.8%
Right to Use Asset, Net of Accumulated Amortization	421,183	364,028	57,155	15.7%
Capital Assets (Net of Accumulated Depreciation)	<u>25,088,794</u>	<u>25,144,304</u>	<u>(55,510)</u>	(0.2%)
Total Assets	<u>38,824,136</u>	<u>30,881,919</u>	<u>7,942,217</u>	25.7%
Deferred Outflows of Resources	<u>14,774,681</u>	<u>13,354,119</u>	<u>1,420,562</u>	10.6%
Current and Other Liabilities	2,335,341	2,162,359	172,982	8.0%
Non-Current Liabilities	<u>58,706,539</u>	<u>59,708,867</u>	<u>(1,002,328)</u>	(1.7%)
Total Liabilities	<u>61,041,880</u>	<u>61,871,226</u>	<u>(829,346)</u>	(1.3%)
Deferred Inflows of Resources	<u>13,859,791</u>	<u>3,514,725</u>	<u>10,345,066</u>	294.3%
Net Position				
Net Investment in Capital Assets	17,076,898	16,264,596	812,302	5.0%
Restricted	2,677,752	3,247,854	(570,102)	(17.6%)
Unrestricted (Deficit)	<u>(41,057,504)</u>	<u>(40,662,363)</u>	<u>(395,141)</u>	(1.0%)
Total Net Position (Deficit)	<u>\$ (21,302,854)</u>	<u>\$ (21,149,913)</u>	<u>\$ (152,941)</u>	(0.7%)

Current and other assets increased by \$7,940,572 as compared to the prior year. This is due to the increase in the net pension asset for the teacher's retirement system and employee's retirement system.

Capital assets (net of accumulated depreciation) decreased by \$55,510, as compared to the prior year. This decrease is primarily due to depreciation expense amounts expended for additions exceeding amounts expended for additions. Note 6 to the Financial Statements provides additional information.

Deferred outflows of resources increased \$1,420,562, as compared to the prior year mainly due to an increase in deferred amounts related to the Retirement Systems.

Current and other liabilities increased by \$172,982 as compared to the prior year. This increase is primarily a result of an increase in accounts payable and amounts due to the TRS and ERS retirement systems.

Non-current liabilities decreased by \$1,002,328, as compared to the prior year. This decrease is primarily the result of recording the change of OPEB liability in accordance with GASB 75 offset by the reduction of bonds payable attributed to annual payments.

Deferred inflows of resources increased by \$10,345,066 due to amounts relating to the OPEB valuation, offset by the annual amortization of the deferred charge from the refunding of debt.

**FABIUS POMPEY CENTRAL SCHOOL DISTRICT
MANAGEMENT'S DISCUSSION AND ANALYSIS
For the Year Ended June 30, 2022**

(Continued)

The net investment in capital assets is calculated by subtracting the amount of outstanding debt used for construction from the total cost of all asset acquisitions, net of accumulated depreciation. The total cost of these acquisitions includes expenditures to purchase land, construct and improve buildings, purchase vehicles, equipment and furniture to support District operations.

The unrestricted deficit at June 30, 2022, is \$41,057,504, which represents the amount by which the District's liabilities, excluding debt related to capital construction, exceeded the District's assets other than capital assets. This deficit is primarily due to the accrual of \$49,765,942 in OPEB liabilities.

The restricted net position represents funds held in reserves.

B. Changes in Net Position

The results of this year's operations as a whole are reported in the Statement of Activities in a programmatic format in the accompanying financial statements. In the accompanying financial statements STAR (school tax relief) revenue is included in the other tax items line. However, in this MD&A, STAR revenue has been combined with property taxes and non-property tax items. A summary of this statement for the years ended June 30, 2022 and 2021 is as follows:

Revenues	<u>2022</u>	<u>2021</u>	<u>Increase (Decrease)</u>	<u>Percentage Change</u>
Program Revenues				
Charges for Services	\$ 103,421	\$ 52,241	\$ 51,180	98.0%
Operating Grants	2,041,943	751,171	1,290,772	171.8%
General Revenues				
Property Taxes, STAR, and Other Real Property				
Tax Items	8,928,637	8,787,930	140,707	1.6%
State and Federal Sources	9,779,847	9,716,062	63,785	0.7%
Other	337,278	454,522	(117,244)	(25.8%)
Total Revenues	<u>21,191,126</u>	<u>19,761,926</u>	<u>1,429,200</u>	7.2%
Expenses				
General Support	3,249,430	3,507,706	(258,276)	(7.4%)
Instruction	15,315,763	15,135,850	179,913	1.2%
Pupil Transportation	1,965,570	2,379,907	(414,337)	(17.4%)
Debt Service-Unallocated Interest	266,523	397,907	(131,384)	(33.0%)
Food Service Program	546,781	441,881	104,900	23.7%
Total Expenses	<u>21,344,067</u>	<u>21,863,251</u>	<u>(519,184)</u>	(2.4%)
Total Change in Net Position	<u>\$ (152,941)</u>	<u>\$ (2,101,325)</u>	<u>\$ 1,948,384</u>	92.7%

The District's revenues increased by 7.2% in 2022 or \$1,429,200. The major factors that contributed to the increase were:

- State and Federal sources increased by \$63,785.
- Property tax, STAR, and non-property tax items revenues increased by \$140,707 or 1.6%.
- Operating Grants increased by \$1,290,722 due to additional grants related to the pandemic.

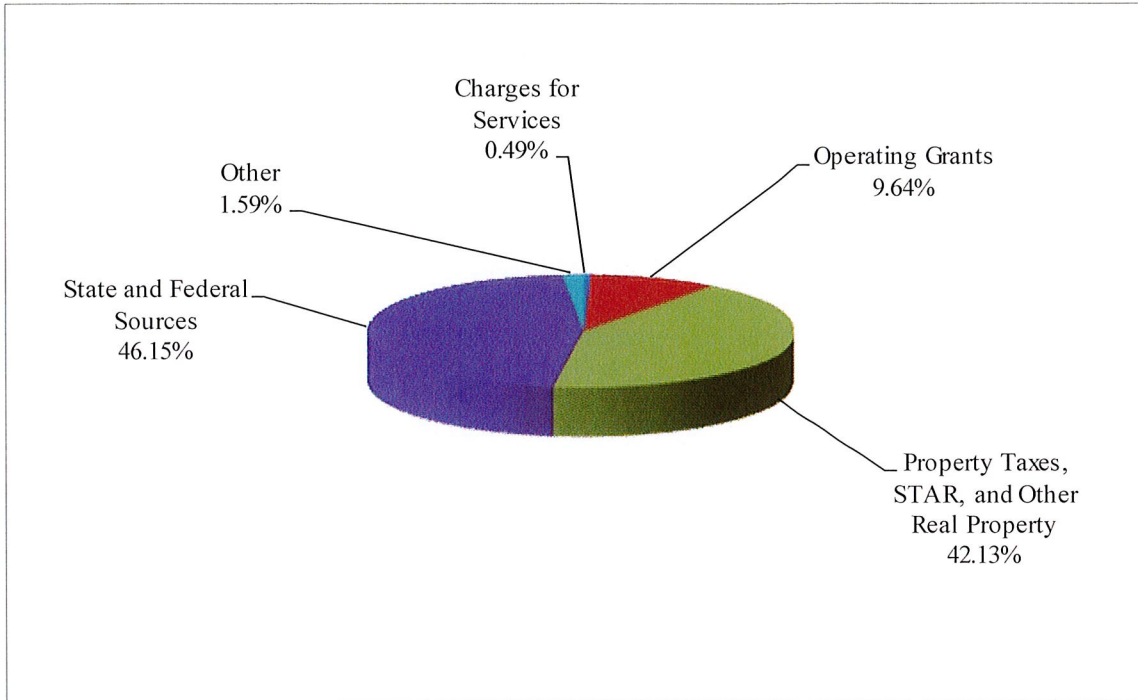
The District's expenses for the year decreased by \$519,184.

**FABIUS POMPEY CENTRAL SCHOOL DISTRICT
MANAGEMENT'S DISCUSSION AND ANALYSIS
For the Year Ended June 30, 2022**

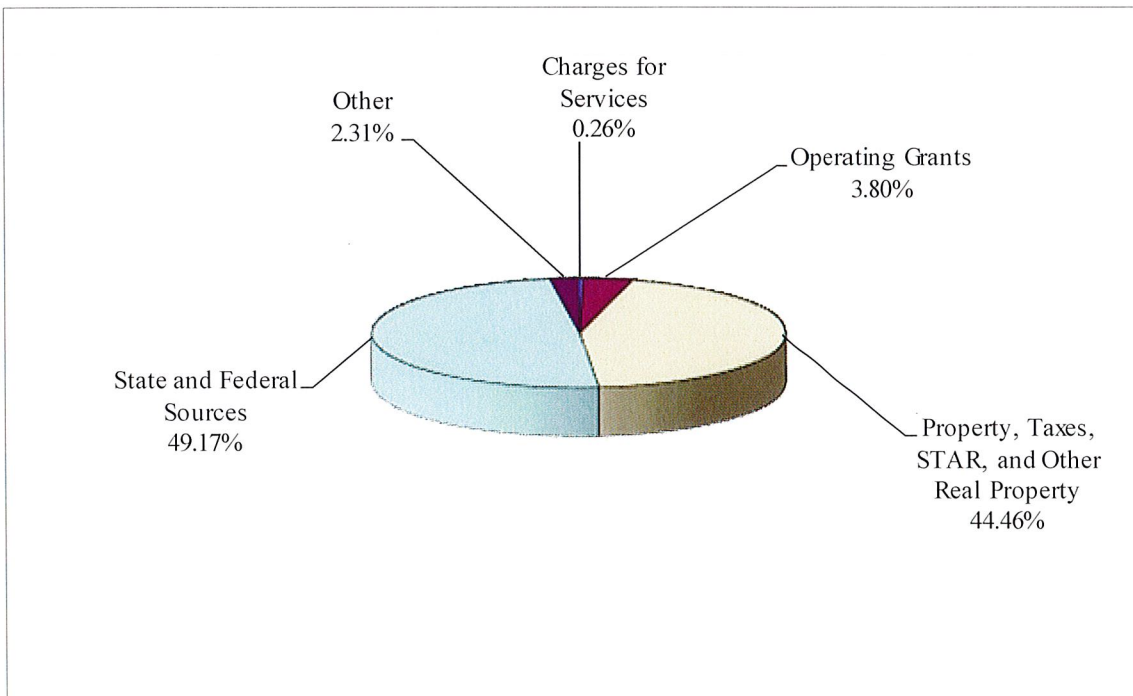
(Continued)

A graphic display of the distribution of revenues for the two years follows:

For the Year Ended June 30, 2022



For the Year Ended June 30, 2021



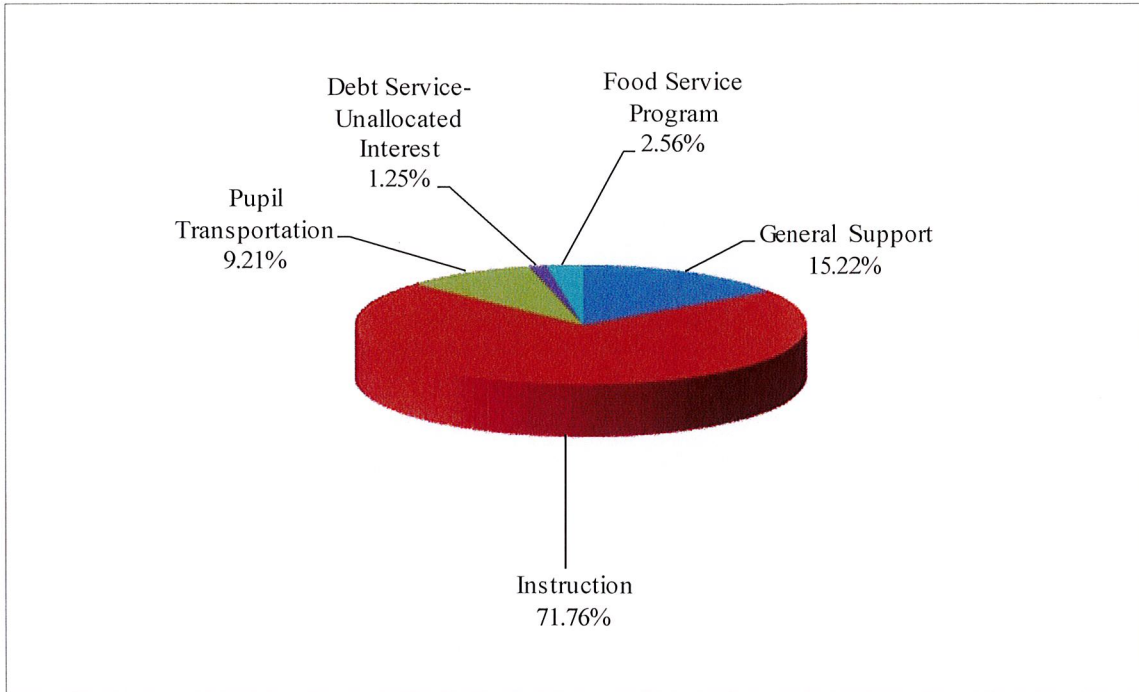
See Independent Auditor's Report.

**FABIUS POMPEY CENTRAL SCHOOL DISTRICT
MANAGEMENT'S DISCUSSION AND ANALYSIS
For the Year Ended June 30, 2022**

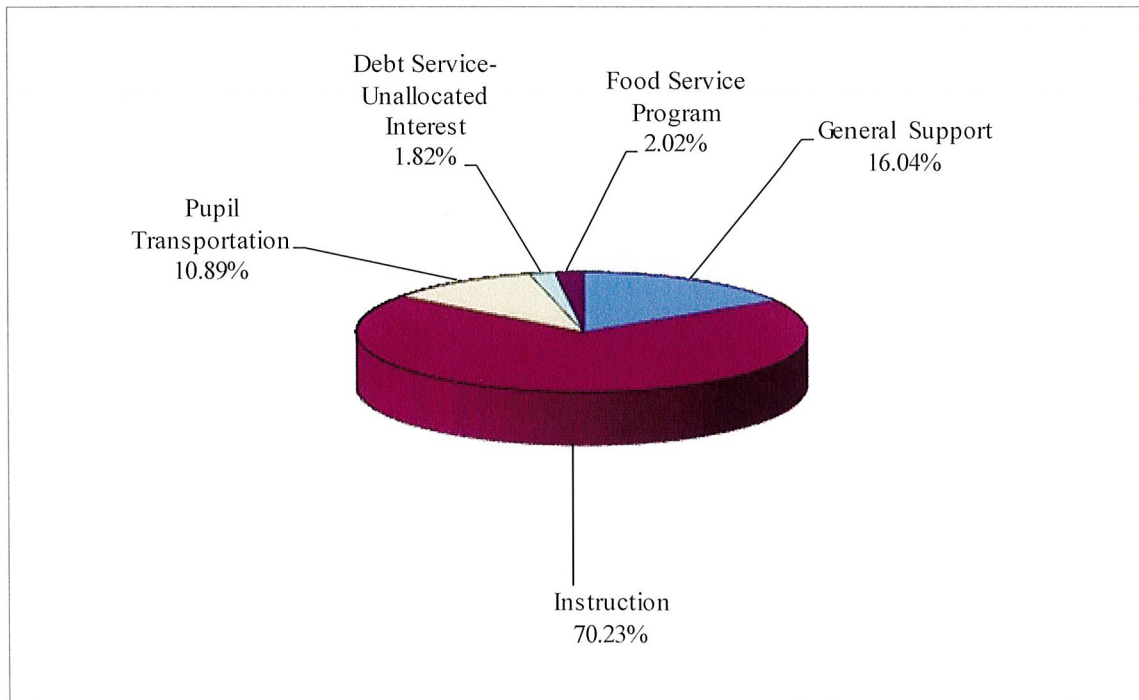
(Continued)

A graphic display of the distribution of expenses for the two years follows:

For the Year Ended June 30, 2022



For the Year Ended June 30, 2021



See Independent Auditor's Report.

**FABIUS POMPEY CENTRAL SCHOOL DISTRICT
MANAGEMENT'S DISCUSSION AND ANALYSIS
For the Year Ended June 30, 2022**

(Continued)

4. FINANCIAL ANALYSIS OF THE DISTRICT'S FUNDS

At June 30, 2022, the District's governmental funds reported combined fund balances of \$4,125,907, which is a decrease of \$71,795 from the prior year. A summary of the change in fund balance by fund is as follows:

	2022	2021	Increase (Decrease)
General Fund			
Nonspendable	\$ 31,539	\$ 31,539	\$
Restricted for:			
Unemployment Insurance	75,174	75,054	120
Employee Benefit Accrued Liability	1,064,211	1,062,517	1,694
ERS - Retirement Contribution	786,569	674,826	111,743
TRS - Retirement Contribution	120,319	242,164	(121,845)
Liability	175,406	175,127	279
Capital	200,464	200,145	319
Repairs	15,035	15,011	24
Total Restricted	2,437,178	2,444,844	(7,666)
Assigned	638,548	693,352	(54,804)
Unassigned	1,441,068	801,409	639,659
Total General Fund	4,548,333	3,971,144	577,189
School Lunch Fund			
Nonspendable	11,123	12,099	(976)
Unassigned (Deficit)	(4,582)	(11,077)	6,495
Total School Lunch Fund	6,541	1,022	5,519
Special Aid Fund			
Restricted	5,159	5,159	(5,159)
Total Special Aid Fund	5,159	5,159	(5,159)
Miscellaneous Special Revenue			
Restricted	114,292	107,076	7,216
Total Miscellaneous Special Revenue Fund	114,292	107,076	7,216
Debt Service Fund			
Restricted for Debt Service	126,282	92,710	33,572
Total Debt Service Fund	126,282	92,710	33,572
Capital Projects Fund			
Restricted	603,224	603,224	(603,224)
Unassigned (Deficit)	(619,541)	(532,633)	(86,908)
Total Capital Projects Fund	(619,541)	70,591	(690,132)
Total Fund Balance - All Funds	\$ 4,175,907	\$ 4,247,702	\$ (71,795)

5. GENERAL FUND BUDGETARY HIGHLIGHTS

A. 2021-2022 Budget

The District's General Fund adopted budget for the year ended June 30, 2022, was \$20,035,232 (excluding encumbrances). This is an increase of \$359,815 over the prior year's adopted budget.

**FABIUS POMPEY CENTRAL SCHOOL DISTRICT
MANAGEMENT'S DISCUSSION AND ANALYSIS
For the Year Ended June 30, 2022**

(Continued)

The budget was funded through a combination of revenues and designated fund balance. The majority of this funding source was \$8,895,220 in estimated property taxes, STAR and Other Real property tax items, and State and Federal Aid in the amount of \$10,073,048.

B. Change in General Fund's Unassigned Fund Balance (Budget to Actual)

The General Fund's unassigned fund balance is the component of total fund balance that is the residual of prior years' excess revenues over expenditures, net of transfers to reserves and designations to fund the subsequent year's budget. It is this balance that is commonly referred to as the "fund balance". The change in this balance demonstrated through a comparison of the actual revenues and expenditures for the year compared to budget follows:

Opening, Unassigned Fund Balance	\$ 801,409
Revenues Over (Under) Budget	(211,286)
Expenditures and Encumbrances Under Budget	1,563,733
Appropriated Reserves	(145,000)
Appropriated General Fund Balance for June 30, 2023	(577,456)
Encumbrances not Rolled Over	2,002
Net Decrease to Restricted Funds	<u>7,666</u>
Closing, Unassigned Fund Balance	<u><u>\$ 1,441,068</u></u>

Opening, Unassigned Fund Balance

The \$801,409 shown in the table is the portion of the District's June 30, 2021 fund balance that was retained as unassigned. This was 4.00% of the District's 2021-2022 approved operating budget.

Revenues Over (Under) Budget and Transfers from Other Funds Under Budget

The 2021-2022 final budget for revenues and transfers from other funds was \$19,294,268. The actual revenues and transfers received for the year were \$19,082,982. The actual revenue and transfers were under the amount budgeted by \$211,286. This variance contributes directly to the change to the unassigned portion of the General Fund balance from June 30, 2021 to June 30, 2022.

Expenditures and Encumbrances Under Budget

The 2021-2022 final budget for expenditures and transfers was \$20,130,618. The actual expenditures and encumbrances were \$18,566,889. The final budget was under expended by \$1,563,733; primarily in employee benefits and Special Needs instruction. This under expenditure contributes to the change to the unassigned portion of the General Fund balance from June 30, 2021 to June 30, 2022.

Appropriated Fund Balance

The District has chosen to use \$577,456 of its available June 30, 2022 fund balance to partially fund its 2022-2023 approved operating budget.

Closing, Unassigned Fund Balance

Based upon the summary changes shown in the above table, the District will begin the 2022-2023 fiscal year with an unassigned fund balance of \$1,441,068. This is an increase of \$639,659 compared to the unassigned balance from the prior year as of June 30, 2021. This represents 7.19% of the subsequent year's budget.

**FABIUS POMPEY CENTRAL SCHOOL DISTRICT
MANAGEMENT'S DISCUSSION AND ANALYSIS
For the Year Ended June 30, 2022**

(Continued)

6. CAPITAL ASSET AND DEBT ADMINISTRATION

A. Capital Assets

At June 30, 2022, the District had invested in a broad range of capital assets, including land, construction in progress, buildings and improvements, vehicles, furniture, and equipment. The net increase in capital assets is due to depreciation being more than capital asset additions for the year ended June 30, 2022. A summary of the District's capital assets, net of accumulated depreciation at June 30, 2022 and 2021, is as follows:

	2022	2021	Increase (Decrease)
Land	\$ 425,550	\$ 425,550	\$
Construction in Progress	1,058,823	401,428	657,395
Buildings and Improvements	22,158,237	22,836,441	(678,204)
Furniture, Equipment, and Vehicles	1,446,184	1,480,885	(34,701)
Capital Assets, Net	<u>\$ 25,088,794</u>	<u>\$ 25,144,304</u>	<u>\$ (55,510)</u>

B. Debt Administration

At June 30, 2022, the District had total long-term debt of \$58,706,539. A summary of the outstanding debt at June 30, 2022 and 2021, is as follows:

	2022	2021	Increase (Decrease)
Serial and Statutory Installment Bonds	\$ 6,835,000	\$ 8,163,259	\$ (1,328,259)
OPEB Liability	49,765,942	49,682,599	83,343
Compensated Absences	1,067,575	711,941	355,634
Lease Liability	40,231	71,524	(31,293)
Unamortized Premium on Serial Bond	997,791	1,079,544	(81,753)
Total Long Term Debt	<u>\$ 58,706,539</u>	<u>\$ 59,708,867</u>	<u>\$ (1,002,328)</u>

7. ECONOMIC FACTORS AND NEXT YEAR'S BUDGET

The voters passed the 2022-23 budget in May of 2022 with a total appropriation of \$20,035,232. This is the same budget as the prior year. In 2022-23, the District will finish its \$1,000,000 safety and security capital improvement project with the plan to complete work in the fall of 2022. Also, during 2022-23, the District's facilities committee will continue to scope out a new capital project of an unknown size at this time. The audit and finance committee has continued its five-year plan to reduce the budget dependence on fund balance and reserves. The challenges presented by the global pandemic and emphasis on staffing to support the social & emotional needs of students have created a challenge from a budgetary standpoint. However, federal funding has helped offset this challenge. The District has tried to strategically use its federal funding to minimize a fiscal cliff in the 2024-25 school year. However, certain expenses will need to be re-evaluated during both the 2022-23 and 2023-24 fiscal years to validate alignment between future budgets and the District's strategic direction. Federal funding and continuing to focus on the five-year financial plan will help keep the District fiscally sound.

8. CONTACTING THE DISTRICT

This financial report is designed to provide the School District's citizens, taxpayers, customers, investors, and creditors with a general overview of the School District's finances and to demonstrate the School District's accountability for the money it receives. If you have questions about this report or need additional financial information, contact the Business Office at:

Fabius-Pompey Central School District
1211 Mill Street
Fabius, New York 13063

FABIUS POMPEY CENTRAL SCHOOL DISTRICT

STATEMENT OF NET POSITION

June 30, 2022

Assets	
Cash and Cash Equivalents	\$ 2,642,099
Restricted Cash and Cash Equivalents	2,688,593
Receivables	
Tax Receivables	1,773
Due from Other Governments	1,097,886
Other Receivables	19,640
Inventory	11,123
Prepaid Expenses	31,539
Net Pension Asset - Proportionate Share	6,821,506
Right to Use Leased Assets, Net of Amortization	421,183
Capital Assets (Net of Accumulated Depreciation)	<u>25,088,794</u>
Total Assets	<u>38,824,136</u>
Deferred Outflows of Resources	
Deferred Outflow - OPEB	10,121,378
Deferred Outflow - Pensions	<u>4,653,303</u>
Total Deferred Outflows of Resources	<u>14,774,681</u>
Total Assets and Deferred Outflows	<u>\$ 53,598,817</u>
Liabilities	
Accounts Payable	\$ 438,862
Accrued Liabilities	321,451
Accrued Interest Payable	18,595
Due To	
Other Governments	414
Teachers' Retirement System	671,296
Employees' Retirement System	53,084
Short-Term Notes Payables	
Bond Anticipation Note	810,000
Unearned Credits	
Overpayments and Collections in Advance	13,940
Unearned Revenue	7,699
Noncurrent Liabilities	
Due Within One Year	
Bonds Payable	765,000
Lease Liability	32,084
Unamortized Bond Premium	81,753
Due in More Than One Year	
Bonds Payable	6,070,000
Unamortized Bond Premium	916,038
Lease Liability	8,147
Compensated Absences	1,067,575
Other Postemployment Benefit Liability	<u>49,765,942</u>
Total Liabilities	<u>61,041,880</u>
Deferred Inflows of Resources	
Deferred Inflow - OPEB	5,179,156
Deferred Inflow - Pensions	<u>8,680,635</u>
Total Deferred Inflows of Resources	<u>13,859,791</u>
Total Liabilities and Deferred Inflows	<u>74,901,671</u>
Net Position	
Net Investment in Capital Assets	17,076,898
Restricted	2,677,752
Unrestricted (Deficit)	<u>(41,057,504)</u>
Total Net Position (Deficit)	<u>(21,302,854)</u>
Total Liabilities, Deferred Inflows, and Net Position	<u>\$ 53,598,817</u>

The Accompanying Notes are an Integral Part of These Financial Statements.

FABIUS POMPEY CENTRAL SCHOOL DISTRICT
STATEMENT OF ACTIVITIES
For the Year Ended June 30, 2022

Functions/Programs	Expenses	Program Revenues		Net (Expense)
		Charges for Services	Operating Grants and Contributions	Revenue and Changes in Net Position
General Support	\$ 3,249,430	\$	\$	\$ (3,249,430)
Instruction	15,315,763	38,300	1,680,521	(13,596,942)
Pupil Transportation	1,965,570			(1,965,570)
Debt Service - Unallocated Interest	266,523			(266,523)
Food Service Program	546,781	65,121	361,422	(120,238)
Total Functions/Programs	<u>\$ 21,344,067</u>	<u>\$ 103,421</u>	<u>\$ 2,041,943</u>	<u>(19,198,703)</u>
General Revenues				
Real Property Taxes				7,802,291
STAR and Other Real Property Tax Items				1,098,182
Nonproperty Tax Items				28,164
Use of Money and Property				12,267
Sale of Property and Compensation for Loss				21,496
State and Federal Sources				9,779,847
Miscellaneous				<u>303,515</u>
Total General Revenues				<u>19,045,762</u>
Change in Net Position				(152,941)
Net Position, Beginning of Year				(21,442,417)
<i>Cumulative Effect of a Change in Accounting Principle</i>				<u>292,504</u>
Net Position (Deficit), Beginning of Year - Restated				<u>(21,149,913)</u>
Net Position (Deficit), End of Year				<u>\$ (21,302,854)</u>

The Accompanying Notes are an Integral Part of These Financial Statements.

FABIUS POMPEY CENTRAL SCHOOL DISTRICT
BALANCE SHEET - GOVERNMENTAL FUNDS
June 30, 2022

	Miscellaneous					
	General	School Lunch	Special Aid	Special Revenue	Debt Service	Total
Assets						
Cash and Cash Equivalents	\$ 2,159,571	\$ 150,348	\$ 93,357	\$ 114,042	\$ 126,253	\$ 2,642,099
Restricted Cash and Cash Equivalents	2,437,178					2,688,593
Receivables						
Tax Receivables	1,773					1,773
Due from Other Governments	523,324	66,233	508,329			1,097,886
Due from Other Funds	784,757		2,703	250	29	787,739
Other Receivables	19,186	214			240	19,640
Inventory		11,123				11,123
Prepaid Expenses	31,539					31,539
Total Assets	<u>\$ 5,957,328</u>	<u>\$ 227,918</u>	<u>\$ 604,389</u>	<u>\$ 114,292</u>	<u>\$ 126,282</u>	<u>\$ 7,280,392</u>
Liabilities						
Payables						
Accounts Payable	\$ 371,761	2,552	\$ 4,854	\$	\$ 59,695	\$ 438,862
Accrued Liabilities	295,961	12,622	12,868			321,451
Accrued Interest Payable						
Due To						
Other Governments		414				414
Other Funds	2,953	198,090	586,667		29	787,739
Teachers' Retirement System	671,296					671,296
Employees' Retirement System	53,084					53,084
Bond Anticipation Note					810,000	810,000
Overpayments and Collections in Advance	13,940					13,940
Unearned Revenue		7,699				7,699
Total Liabilities	<u>1,408,995</u>	<u>221,377</u>	<u>604,389</u>		<u>869,724</u>	<u>3,104,485</u>
Fund Balances						
Nonspendable	31,539	11,123				42,662
Restricted	2,437,178			114,292	126,282	2,677,752
Assigned	638,548					638,548
Unassigned	1,441,068	(4,582)			(619,541)	816,945
Total Fund Balances (Deficit)	<u>4,548,333</u>	<u>6,541</u>		<u>114,292</u>	<u>(619,541)</u>	<u>4,175,907</u>
Total Liabilities and Fund Balances	<u>\$ 5,957,328</u>	<u>\$ 227,918</u>	<u>\$ 604,389</u>	<u>\$ 114,292</u>	<u>\$ 126,282</u>	<u>\$ 7,280,392</u>

The Accompanying Notes are an Integral Part of These Financial Statements.

FABIUS POMPEY CENTRAL SCHOOL DISTRICT
RECONCILIATION OF TOTAL GOVERNMENTAL FUND
BALANCES TO THE DISTRICT-WIDE NET POSITION
June 30, 2022

	Total Governmental Funds (Modified Accrual)	Long-Term Assets & Liabilities	Reclassifications and Eliminations	Statement of Net Position Total
Assets				
Cash and Cash Equivalents	\$ 2,642,099	\$	\$	\$ 2,642,099
Restricted Cash and Cash Equivalents	2,688,593			2,688,593
Receivables				
Tax Receivables	1,773			1,773
Due from Other Governments	1,097,886			1,097,886
Due from Other Funds	787,739		(787,739)	
Other Receivables	19,640			19,640
Inventory	11,123			11,123
Net Pension Asset - Proportionate Share		6,821,506		6,821,506
Prepaid Expenditures	31,539			31,539
Right to Use Leased Asset, Net of Amortization		421,183		421,183
Capital Assets		25,088,794		25,088,794
Total Assets	<u>7,280,392</u>	<u>32,331,483</u>	<u>(787,739)</u>	<u>38,824,136</u>
Deferred Outflows of Resources				
OPEB		10,121,378		10,121,378
Pensions		4,653,303		4,653,303
Total Deferred Outflows		<u>14,774,681</u>		<u>14,774,681</u>
Total Assets and Deferred Outflows	<u>\$ 7,280,392</u>	<u>\$ 47,106,164</u>	<u>\$ (787,739)</u>	<u>\$ 53,598,817</u>
Liabilities				
Accounts Payable	\$ 438,862	\$	\$	\$ 438,862
Accrued Liabilities	321,451			321,451
Accrued Interest Payable		18,595		18,595
Due To				
Other Governments	414			414
Other Funds	787,739		(787,739)	
Teacher's Retirement System	671,296			671,296
Employees' Retirement System	53,084			53,084
Bond Anticipation Note	810,000			810,000
Bond Premium		997,791		997,791
Compensated Absences		1,067,575		1,067,575
Other Liabilities - OPEB		49,765,942		49,765,942
Bonds Payable		6,835,000		6,835,000
Lease Liability		40,231		40,231
Overpayments and Collections in Advance	13,940			13,940
Unearned Revenue	7,699			7,699
Total Liabilities	<u>3,104,485</u>	<u>58,725,134</u>	<u>(787,739)</u>	<u>61,041,880</u>
Deferred Inflows of Resources				
OPEB		5,179,156		5,179,156
Pensions		8,680,635		8,680,635
Total Deferred Inflows		<u>13,859,791</u>		<u>13,859,791</u>
Total Liabilities and Deferred Inflows	<u>3,104,485</u>	<u>72,584,925</u>	<u>(787,739)</u>	<u>74,901,671</u>
Fund Balance/Net Position				
Total Fund Balance/Net Position (Deficit)	<u>4,175,907</u>	<u>(25,478,761)</u>		<u>(21,302,854)</u>
Total Liabilities, Deferred Inflows, and Fund Balance/Net Position	<u>\$ 7,280,392</u>	<u>\$ 47,106,164</u>	<u>\$ (787,739)</u>	<u>\$ 53,598,817</u>

The Accompanying Notes are an Integral Part of These Financial Statements.

FABIOUS POMPEY CENTRAL SCHOOL DISTRICT
STATEMENT OF REVENUES, EXPENDITURES, AND CHANGES IN FUND BALANCES -
ALL GOVERNMENTAL FUNDS
For the Year Ended June 30, 2022

	General	School Lunch	Special Aid	Miscellaneous Special Revenue	Debit Service	Capital	Total
Revenues							
Real Property Taxes	\$ 7,802,291	\$	\$	\$	\$	\$	\$ 7,802,291
STAR and Other Real Property Tax Items	1,098,182						1,098,182
Nonproperty Tax Items	28,164						28,164
Charges for Services	38,300						38,300
Use of Money and Property	11,578	14		566	109		12,267
Sale of Property and Compensation for Loss	23,620						23,620
Miscellaneous	279,580	3,444	4,638	13,150			300,812
Interfund Revenues			2,703				2,703
State Aid	9,779,847	6,954	56,828				9,843,629
Federal Aid	21,420	354,468	1,602,273				1,978,161
School Lunch Sales		65,121					65,121
Total Revenues	<u>19,082,982</u>	<u>430,001</u>	<u>1,666,442</u>	<u>13,716</u>	<u>109</u>		<u>21,193,250</u>
Expenditures							
General Support	1,634,073					654,577	2,288,650
Instruction	8,005,066		1,684,992	6,500		2,820	9,699,378
Pupil Transportation	1,309,357					259,274	1,568,631
Food Service Program		399,683					399,683
Employee Benefits	5,499,783	94,257					5,594,040
Debit Service - Principal	1,619,552						1,619,552
Debit Service - Interest	355,111						355,111
Total Expenditures	<u>18,422,942</u>	<u>493,940</u>	<u>1,684,992</u>	<u>6,500</u>		<u>916,671</u>	<u>21,525,045</u>
Excess (Deficit) Revenues Over Expenditures	<u>660,040</u>	<u>(63,939)</u>	<u>(18,550)</u>	<u>7,216</u>	<u>109</u>	<u>(916,671)</u>	<u>(331,795)</u>
Other Financing Sources (Uses)							
Proceeds of Long-Term Debt						260,000	260,000
Transfers from Other Funds		69,458	13,391		33,463		116,312
Transfers to Other Funds	<u>(82,851)</u>					<u>(33,461)</u>	<u>(116,312)</u>
Total Other Financing Sources (Uses)	<u>(82,851)</u>	<u>69,458</u>	<u>13,391</u>		<u>33,463</u>	<u>226,539</u>	<u>260,000</u>
Excess (Deficit) Revenues Over Expenditures and Other Financing Sources	<u>577,189</u>	<u>5,519</u>	<u>(5,159)</u>	<u>7,216</u>	<u>33,572</u>	<u>(690,132)</u>	<u>(71,795)</u>
Fund Balances (Deficit), Beginning of Year	<u>3,971,144</u>	<u>1,022</u>	<u>5,159</u>	<u>107,076</u>	<u>92,710</u>	<u>70,591</u>	<u>4,247,702</u>
Fund Balances (Deficit), End of Year	<u>\$ 4,548,333</u>	<u>\$ 6,541</u>	<u>\$</u>	<u>\$ 114,292</u>	<u>\$ 126,282</u>	<u>\$ (619,541)</u>	<u>\$ 4,175,907</u>

The Accompanying Notes are an Integral Part of These Financial Statements.

**FABIUS POMPEY CENTRAL SCHOOL DISTRICT
RECONCILIATION OF THE STATEMENT OF REVENUES AND
EXPENDITURES OF THE GOVERNMENTAL FUNDS
TO THE STATEMENT OF ACTIVITIES
For the Year Ended June 30, 2022**

Net Changes in Fund Balance - Total Governmental Funds	\$	(71,795)
--	----	----------

Capital Outlays to purchase or build capital assets are reported in governmental funds as expenditures. However, for governmental activities, those costs are shown in the Statement of Net Position and allocated over their useful lives as depreciation expense in the Statement of Activities. This is the amount by which capital outlays exceeded depreciation for the period.

Right to Use Leased Asset	217,318	
Amortization Expense on Leased Assets	(160,163)	
Depreciation Expense	(1,012,252)	
Loss on Sale of Property	(2,124)	
Capital Outlays	<u>958,866</u>	1,645

Bond proceeds and installment purchase contracts provide current financial resources to governmental funds, but issuing debt increases long-term liabilities in the Statement of Net Position. Repayments of bond principal is an expenditure in governmental funds, but the repayment reduces long-term liabilities in the Statement of Net Position. This is the amount by which bond and installment contract repayments exceeded the proceeds of bond issues.

Proceeds of Serial Bonds	(260,000)	
Repayment of Bond Principal	<u>1,588,259</u>	1,328,259

Certain expenses in the Statement of Activities do not require the use of current financial resources and therefore are not reported as expenditures in governmental funds.

Principal Paid on Lease Liability	31,293	
Amortization of Bond Premium	81,753	
Change in Accrued Interest on Serial Bonds	6,835	
Change in Compensated Absences	(355,634)	
Change in OPEB Expense	(11,272)	
Change in Pension Expense	<u>(1,164,025)</u>	<u>(1,411,050)</u>

Change in Net Position Governmental Activities	\$	<u>(152,941)</u>
--	----	------------------

The Accompanying Notes are an Integral Part of These Financial Statements.

FABIUS POMPEY CENTRAL SCHOOL DISTRICT
STATEMENT OF FIDUCIARY NET POSITION
June 30, 2022

	<u>Custodial</u>
Assets	
Cash and Cash Equivalents - Restricted	\$ 46,543
Total Assets	<u>\$ 46,543</u>
 Net Position	
Restricted for Extraclassroom Activities	\$ 46,543
Total Net Position	<u>\$ 46,543</u>

The Accompanying Notes are an Integral Part of These Financial Statements.

FABIUS POMPEY CENTRAL SCHOOL DISTRICT
STATEMENT OF CHANGES IN FIDUCIARY NET POSITION
For the Year Ended June 30, 2022

	<u>Custodial</u>
Additions	
Extraclassroom Fundraising	\$ <u>106,618</u>
Deductions	
Extraclassroom Expenditures	<u>78,813</u>
Change in Fiduciary Net Position	27,805
Net Position, Beginning of Year	<u>18,738</u>
Net Position, End of Year	<u><u>\$ 46,543</u></u>

The Accompanying Notes are an Integral Part of These Financial Statements.

FABIUS POMPEY CENTRAL SCHOOL DISTRICT
NOTES TO BASIC FINANCIAL STATEMENTS
For the Year Ended June 30, 2022

1. SUMMARY OF SIGNIFICANT ACCOUNTING POLICIES

The financial statements of the Fabius Pompey Central School District (the School District) have been prepared in conformity with accounting principles generally accepted in the United States of America (GAAP) as they apply to governmental units. Those principles are prescribed by the Governmental Accounting Standards Board (GASB), which is the accepted standard-setting body for establishing governmental accounting and financial reporting principles.

Certain significant accounting principles and policies utilized by the School District are described below:

Reporting Entity

The School District is governed by the laws of New York State. The School District is an independent entity governed by an elected Board of Education consisting of seven members. The President of the Board serves as the chief fiscal officer and the Superintendent is the chief executive officer. The Board is responsible for, and controls all activities related to public school education within the School District. Board members have authority to make decisions, power to appoint management, and primary accountability for all fiscal members.

The reporting entity of the School District is based upon criteria set forth by GASB. The financial reporting entity consists of the primary government, organizations for which the primary government is financially accountable, and other organizations for which the nature and significance of their relationship with the primary government are such that exclusion would cause the reporting entity's financial statements to be misleading or incomplete.

The accompanying basic financial statements present the activities of the School District. The School District is not a component unit of another reporting entity. The decision to include a potential component unit in the School District's reporting entity is based on several criteria including legal standing, fiscal dependency, and financial accountability. Based on the application of these criteria, the following is a brief description of certain entities included in the School District's reporting entity.

(a) Extraclassroom Activity Funds

The Extraclassroom Activity Funds of the School District represent funds of the students of the School District. The Board of Education exercises general oversight of these funds. The Extraclassroom Activity Funds are independent of the School District with respect to its financial transactions and the designation of student management. Separate audited financial statements (cash basis) of the Extraclassroom Activity Funds can be found at the School District's office. The School District accounts for assets held as an agent for various student organizations in a custodial fund.

Joint Venture

The School District is a component district in the Onondaga, Cortland, and Madison Counties Board of Cooperative Education Services (BOCES). A BOCES is a voluntary, cooperative association of school districts in a geographic area that shares planning, services, and programs which provide educational and support activities. There is no authority or process by which a School District can terminate its status as a BOCES component.

BOCES' are organized under §1950 of the New York State Education Law. A BOCES' Board is considered a corporate body. Members of a BOCES' Board are nominated and elected by their component member boards in accordance with provisions of §1950 of the New York State Education Law. All BOCES' property is held by the BOCES' Board as a corporation [§1950(6)]. In addition, BOCES' Boards also are considered municipal corporations to permit them to contract with other municipalities on a cooperative basis under §119-n(a) of the New York State General Municipal Law.

A BOCES' budget is comprised of separate budgets for administrative, program, and capital costs. Each component district's share of administrative and capital cost is determined by resident public school district enrollment, as defined in the New York State Education Law, §1950(4)(b)(7). In addition, component districts pay tuition or a service fee for programs in which its students participate.

FABIUS POMPEY CENTRAL SCHOOL DISTRICT
NOTES TO BASIC FINANCIAL STATEMENTS
For the Year Ended June 30, 2022

Basis of Presentation

(a) District-Wide Statements

The Statement of Net Position and the Statement of Activities present financial information about the School District's governmental activities. These statements include the financial activities of the overall government in its entirety, except those that are fiduciary. Eliminations have been made to minimize the double counting of internal transactions. Governmental activities generally are financed through taxes, State aid, intergovernmental revenues, and other exchange and nonexchange transactions. Operating grants include operating-specific and discretionary grants.

The Statement of Activities presents a comparison between direct expenses and program revenues for each function of the School District's governmental activities. Direct expenses are those that are specifically associated with and are clearly identifiable to a particular function. Indirect expenses, principally employee benefits and depreciation expense are allocated to functional areas in proportion to the payroll expended for those areas. Program revenues include charges paid by the recipients of goods or services offered by the programs, and grants and contributions that are restricted to meeting the operational or capital requirements of a particular program. Revenues that are not classified as program revenues, including all taxes, are presented as general revenues.

(b) Fund Financial Statements

The fund statements provide information about the School District's funds, including fiduciary funds. Separate statements for each fund category (governmental and fiduciary) are presented. The emphasis of fund financial statements is on major governmental funds, each displayed in a separate column. All funds of the School District are displayed as major funds. The School District reports the following major governmental funds:

General Fund: This is the School District's primary operating fund. This fund accounts for and reports all financial resources not accounted for and reported in another fund.

Special Revenue Funds: These funds account for and report the proceeds of specific revenue sources that are restricted or assigned to expenditures for specified purposes other than debt service and capital projects.

School Lunch Fund: This fund is used to account for and report transactions of the School District's lunch and breakfast programs.

Special Aid Fund: This fund accounts for and reports the proceeds of Federal and State grants that are legally restricted to expenditures for specified purposes.

Miscellaneous Special Revenue Fund: These funds are used to account for and report trust arrangements in which principal and income benefits annual third-party awards and scholarships for students. Established criteria govern the use of the funds and members of the School District or representatives of the donors may serve on committees to determine who benefits.

Capital Projects Fund: This fund is used to account for and report financial resources that are restricted or assigned to expenditures for capital outlays, including the acquisition or construction of capital facilities and other capital assets.

Debt Service Funds: This fund accounts for and reports financial resources that are restricted to expenditure for principal and interest. Debt service funds should be used to report resources if legally mandated.

(c) Fiduciary Funds

This fund is used to account for and report custodial activities. Custodial activities are those in which the School District acts as trustee or agent for resources that belong to others. These activities are not included in the District-wide financial statements, because their resources do not belong to the School District, and are not available to be used. There is one class of fiduciary fund:

FABIUS POMPEY CENTRAL SCHOOL DISTRICT
NOTES TO BASIC FINANCIAL STATEMENTS
For the Year Ended June 30, 2022

Custodial Funds: These funds are strictly custodial in nature and do not involve the measurement of results of operations. Assets are held by the School District as agent for various student groups or extraclassroom activity funds.

Measurement Focus and Basis of Accounting

Accounting and financial reporting treatment is determined by the applicable measurement focus and basis of accounting. Measurement focus indicates the type of resources being measured such as current financial resources or economic resources. The basis of accounting indicates the timing of transactions or events for recognition in the financial statements.

The District-wide and fiduciary fund financial statements are reported using the economic resources measurement focus and the accrual basis of accounting. Revenues are recorded when earned and expenses are recorded at the time liabilities are incurred, regardless of when the related cash transaction takes place. Nonexchange transactions, in which the School District gives or receives value without directly receiving or giving equal value in exchange, include property taxes, grants, and donations. On an accrual basis, revenue from property taxes is recognized in the fiscal year for which the taxes are levied. Revenue from state aid is recognized in the fiscal year it is appropriated by the state. Revenue from grants and donations is recognized in the fiscal year in which all eligibility requirements have been satisfied.

The governmental fund statements are reported using the current financial resources measurement focus and the modified accrual basis of accounting. Under this method, revenues are recognized when measurable and available. The School District considers all revenues reported in the governmental funds to be available if the revenues are collected within ninety days after the end of the fiscal year.

Expenditures are recorded when the related fund liability is incurred, except for principal and interest on general long-term debt, claims and judgments, and compensated absences, which are recognized as expenditures to the extent they have matured. General capital asset acquisitions are reported as expenditures in governmental funds. Proceeds of general long-term debt and acquisitions under capital leases are reported as other financing sources.

Estimates

The preparation of financial statements in conformity with accounting principles generally accepted in the United States of America requires management to make estimates and assumptions that affect the reported amount of assets and liabilities and disclosure of contingent assets and liabilities at the date of the financial statements and the reported revenues and expenses during the reporting period. Actual results could differ from those estimates. Estimates and assumptions are made in a variety of areas, including computation of OPEB liabilities, pension liabilities, encumbrances, compensated absences, potential contingent liabilities, and useful lives of long-lived assets.

Cash and Cash Equivalents

The School District's cash and cash equivalents consist of cash on hand, demand deposits, and short-term investments with original maturities of three months or less from date of acquisition. Resources must be deposited in Federal Deposit Insurance Corporation (FDIC) insured commercial banks or trust companies located within the State. Permissible investments include obligations of the United States Treasury, United States Agencies, repurchase agreements, and obligations of New York State or its localities.

Collateral is required for demand and time deposits and certificates of deposit not covered by FDIC insurance. Obligations that may be pledged as collateral are obligations of the United States and its agencies and obligations of the State and its municipalities and Districts.

Property Taxes

Real property taxes are levied annually by the Board of Education and become a lien no later than September 1. Taxes are collected during the period September 1 to November 15. The Counties of Onondaga and Madison subsequently enforce uncollected real property taxes. The County pays an amount representing uncollected real property taxes transmitted to the County for enforcement to the School District no later than the following April 1.

FABIUS POMPEY CENTRAL SCHOOL DISTRICT
NOTES TO BASIC FINANCIAL STATEMENTS
For the Year Ended June 30, 2022

Receivables

Receivables are shown gross, with uncollectible amounts recognized under the direct write-off method. No allowance for uncollectible accounts has been provided since management believes that such allowance would not be material.

Deferred Outflow of Resources

In addition to assets, the Statement of Net Position will sometimes report a separate section for deferred outflows of resources. This separate financial statement element, deferred outflows of resources, represents a consumption of net position that applies to a future period and so will not be recognized as an outflow of resources (expense/expenditure) until then. The District has two items that qualify for reporting in this category. First is the deferred charge on refunding of debt reported in the District-wide Statement of Net Position. The first item is related to pensions reported in the District-wide Statement of Net Position. This represents the effect of the net change in the District's proportion of the collective net pension asset or liability and difference during the measurement period between the District's contributions and its proportionate share of total contributions not included in pension expense. This also includes the District contributions to the pension system (TRS and ERS System) to the measurement date. The second item is related to other postemployment benefits (OPEB) reported on the BOCES-wide Statement of Position and represents the effect of differences between expected and actual experience and changes in assumptions during the year. These amounts are deferred and will be recognized in OPEB expense over the next several years.

Interfund Transactions and Transfers

The operations of the School District include transactions between funds. These transactions may be temporary in nature, such as with interfund borrowings. The School District typically loans resources between funds for the purpose of providing cash flow. These interfund receivables and payables are expected to be repaid within one year. Permanent transfers of funds include the transfer of expenditure and revenues to provide financing or other services. Such transfers are made in accordance with state and local laws.

The amounts reported on the Statement of Net Position for due to and due from other funds represents amounts due between different fund types (governmental activities and fiduciary funds). Eliminations have been made for amounts due to and due from within the same fund type. A detailed description of the interfund transactions for governmental funds throughout the year is shown in Note 10 to the financial statements.

Inventories

The inventories of food and/or supplies in the School Lunch Fund are recorded at cost on a first-in, first-out basis or, in the case of surplus food, at stated value which approximates market. Purchases of inventoriable items in other funds are recorded as expenditures at the time of purchase, and year-end balances are not maintained.

Capital Assets

Capital assets are reported at actual cost for acquisitions subsequent to July 1, 2004. For assets acquired prior to July 1, 2004, estimated historical costs, based on appraisals conducted by independent third-party professionals were used. Donated assets are reported at estimated fair market value at the time received. The School District uses capitalization thresholds of \$1,000, (the dollar value above which asset acquisitions are added to the capital asset accounts). Depreciation methods and estimated useful lives of capital assets reported in the district-wide statements are as follows:

	<u>Lives</u>	<u>Method</u>
Buildings	50 Years	Straight Line
Building Improvements	20-25 Years	Straight Line
Furniture, Equipment, and Vehicles	5-20 Years	Straight Line

Right to Use Leased Assets

The District has recorded right to use lease assets as a result of implementing GASB 87 -Leases. The right to use assets are initially measured at an amount equal to the initial measurement of the related lease liability plus any lease payments made prior to the lease term. The right to use assets are amortized on a straight-line basis over the life of the related lease.

FABIUS POMPEY CENTRAL SCHOOL DISTRICT
NOTES TO BASIC FINANCIAL STATEMENTS
For the Year Ended June 30, 2022

Deferred Inflows of Resources

In addition to liabilities, the Statement of Net Position will sometimes report a separate section for deferred inflows of resources. This separate financial statement element, deferred inflows of resources, represents an acquisition of net position that applies to a future period(s) and so will not be recognized as an inflow of resources (revenue) until that time. The District has two items that qualify for reporting in this category. The first item is related to pensions reported in the District-wide Statement of Net Position. This represents the effect of the net change in the District's proportion of the collective net pension liability (TRS and ERS System) and difference during the measurement periods between the District's contributions and its proportion share of total contributions to the pension systems not included in pension expense. The second item is related to other postemployment benefits (OPEB) reported on the District-wide Statement of Position and represents the effect of differences between expected and actual experience and changes in assumptions during the year. These amounts are deferred and will be recognized in OPEB expenses over the next several years.

Compensated Absences

Compensated absences consist of unpaid accumulated sick leave, vacation, and sabbatical time.

The School District employees are granted vacation in varying amounts, based primarily on length of service and service position. Some earned benefits may be forfeited if not taken within varying time periods.

Sick leave eligibility and accumulation is specified in negotiated labor contracts, and in individual employment contracts. Upon retirement, resignation, or death, employees may receive a payment based on unused accumulated sick leave, based on contractual provisions.

Consistent with GASB Statements, an accrual for accumulated sick leave is included in the compensated absences liability at year end. The compensated absences liability is calculated based on the pay rates in effect at year end.

In the fund statements, only the amount of matured liabilities is accrued within the General Fund based upon expendable and available financial resources. Those amounts are expensed on a pay-as-you go basis.

Other Benefits

District employees participate in the New York State Employees' Retirement System and the New York State Teachers' Retirement System.

In addition to providing pension benefits, the District provides postemployment health insurance coverage and survivor benefits for retired employees and their survivors. Collective bargaining agreements determine if District employees are eligible for these benefits if they reach normal retirement age while working for the District. Health care benefits are provided through plans whose premiums are based on the benefits paid during the year. The cost of providing postemployment benefits is shared between the District and the retired employee. Other postemployment benefit costs are measured and disclosed using the accrual basis of accounting.

Accrued Liabilities and Long-Term Obligations

Payables, accrued liabilities and long-term obligations are reported in the District-wide financial statements. In the governmental funds, payables and accrued liabilities are paid in a timely manner and in full from current financial resources. Claims and judgments, and compensated absences that will be paid from governmental funds, are reported as a liability in the funds financial statements only to the extent that they are due for payment in the current year. Bonds and other long-term obligations that will be paid from governmental funds are recognized as a liability in the fund financial statements when due.

Long-term obligations represent the District's future obligations or future economic outflows. The liabilities are reported as due within one year or due in more than one year in the Statement of Net Position.

FABIUS POMPEY CENTRAL SCHOOL DISTRICT
NOTES TO BASIC FINANCIAL STATEMENTS
For the Year Ended June 30, 2022

Unearned Revenue

Unearned revenues arise when resources are received by the School District before it has legal claim to them, as when grant monies are received prior to the incidence of qualifying expenditures. In subsequent periods, when both recognition criteria are met, or when the School District has legal claim to the resources, the liability for unearned revenues is removed and revenues are recorded.

Equity Classifications

(a) District-wide Statements

In the District-wide statements there are three classes of resources:

Net Investment in Capital Assets - consists of net capital assets (cost less accumulated depreciation) reduced by outstanding balances of related debt obligations from the acquisition, construction or improvements of those assets.

Restricted Net Position – reports net position when constraints placed on the assets are either externally imposed by creditors (such as through debt covenants), grantors, contributors, laws or regulations of other governments, or imposed by law through constitutional provisions or enabling legislation.

Unrestricted Net Position – reports all other resources that do not meet the definition of the above two classifications and are deemed to be available for general use by the District.

(b) Fund Statements

The School District follows GASB's authoritative guidance under GASB Statement No. 54, "Fund Balance Reporting and Governmental Fund Type Definitions." This Statement provides more clearly defined fund balance categories to make the nature and extent of the constraints placed on a government's fund balances more transparent.

The following classifications describe the relative strength of the spending constraints:

Non-Spendable Fund Balance

Includes amounts that cannot be spent because they are either not in spendable form, or are legally or contractually required to be maintained intact. Non-spendable fund balance includes the inventory recorded in the School Lunch Fund.

Restricted Resources

This category includes amounts with constraints placed on the use of resources either externally imposed by creditors, grantors, contributors, or laws or regulations of other governments; or imposed by law through constitutional provisions or enabling legislation. Generally, the District's policy is to use restricted resources only when appropriated by the Board of Education. When an expense is incurred for purposes for which both restricted and unrestricted resources are available, the School District's policy concerning which to apply first varies with the intended use, and with associated legal requirements.

The School District has established the following restricted fund balances:

- ***Unemployment Insurance Reserve*** – According to General Municipal Law §6-m, must be used to pay the cost of reimbursement to the State Unemployment Insurance Fund for payments made to claimants where the employer has elected to use the benefit reimbursement method. The reserve may be established by Board action and is funded by budgetary appropriations and such other funds as may be legally appropriated. Within sixty days after the end of any fiscal year, excess amounts may either be transferred to another reserve or the excess applied to the appropriations of the next succeeding fiscal year's budget. If the School District elects to convert to tax (contribution) basis, excess resources in the fund over the sum sufficient to pay pending claims may be transferred to any other reserve fund. This reserve is accounted for in the General Fund.

FABIUS POMPEY CENTRAL SCHOOL DISTRICT
NOTES TO BASIC FINANCIAL STATEMENTS
For the Year Ended June 30, 2022

- ***Employee Retirement Contribution Reserve*** – The Retirement Contribution Reserve (GML§6-r) (Chapter 260 of the NYS Laws of 2004) is used to reserve funds for the payment of retirement contributions to the New York State and Local Employees' Retirement System. This reserve was established by a board resolution and is funded through budgetary appropriation and such other reserves and funds that may be legally appropriated. The reserve is accounted for in the General Fund. Effective April 1, 2019, a Board may adopt a resolution establishing a sub-fund for contributions to the New York State Teachers' Retirement System. The Board adopted such a resolution to establish this sub-fund for the District. During a fiscal year, the Board may authorize payment into the sub-fund up to 2% of the total covered salaries paid during the preceding fiscal year, not to exceed 10%. The sub-fund is separately administered, but must comply with all the existing provisions of General Municipal Law 6-r.
- ***Employee Benefit Accrued Liability Reserve*** – According to General Municipal Law §6-p, must be used for the payment of accrued employee benefit due an employee upon termination of the employee's service. This reserve may be established by a majority vote of the Board and is funded by budgetary appropriations and such other reserves and funds that may be legally appropriated. This reserve is accounted for in the General Fund.
- ***Liability Reserve*** – According to Education Law §1709(8)©, this reserve is used to pay for liability claims incurred. The total amount accumulated in the reserve may not exceed 3% of the total annual budget of \$15,000, whichever is greater. The reserve is accounted for in the General Fund.
- ***Repair Reserve*** – This reserve (GMC §6-d) is used to accumulate funds through voter approval to finance future costs of major repairs to capital improvements or equipment. Expenditures from this reserve may be made only after a public hearing has been held. In an emergency, expenditures may be made from the reserve fund without a public hearing with approval of two-thirds of the Board of Education. The emergency expenditure must be repaid within the next two succeeding years. The reserve is accounted for in the General Fund.
- ***Capital Reserve*** – According to Education Law §3651, this reserve is used to pay the cost of any object or purpose for which bonds may be issued. The creation of a capital reserve fund requires authorization by a majority of the voters establishing the purpose of reserve, the ultimate amount, its probable term, and the source of the funds. Expenditures may be made from the reserve only for a specific purpose further authorized by the voters. The reserve is accounted for in the General Fund.
- ***Debt Service Fund*** – This fund is used to account for and report the financial resources that are restricted to pay debt service. The funds include unused debt proceeds and interest and earnings on the temporary investment of debt proceeds.
- ***Capital Fund*** – This fund is used to account for ongoing voter approved capital projects for which financial resources are restricted.
- ***Reserve for Endowments and Scholarships*** – This reserve is used to account for various endowment and scholarship awards. This reserve is accounted for in the Miscellaneous Special Revenue Fund.

Unrestricted Resources

When an expenditure is incurred for which committed, assigned, or unassigned fund balances are available, the School District considers amounts to have been spent first out of committed funds, then assigned funds, and finally unassigned funds, as needed, unless the School District has provided otherwise in its commitment or assignment actions.

Committed - Includes amounts that can only be used for the specific purposes pursuant to constraints imposed by formal action of the School District's highest level of decision making authority; i.e. the Board of Education. The School District has no committed fund balances as of June 30, 2022.

Assigned - Includes amounts that are constrained by the School District's intent to be used for specific purposes, but are neither restricted nor committed. All encumbrances other than in the Capital Fund are classified as

FABIUS POMPEY CENTRAL SCHOOL DISTRICT
NOTES TO BASIC FINANCIAL STATEMENTS
For the Year Ended June 30, 2022

Assigned Fund Balance in the respective fund. The amount appropriated for the subsequent year's budget of the General Fund is also classified as assigned fund balance in the General Fund.

Unassigned - Includes all other resources that do not meet the definition of the above classifications and are deemed to be available for general use by the School District. In other governmental funds, if expenditures incurred for specific purposes exceed the amounts restricted, committed, or assigned, then it may be necessary to report negative unassigned fund balances in the respective fund.

(c) Order of Use of Fund Balance

The District's policy is to apply expenditures against nonspendable fund balance, restricted fund balance, committed fund balance, assigned fund balance, and unassigned fund balance at the end of the fiscal year. For all funds, nonspendable fund balances are determined first and then restricted fund balances for specific purposes are determined. Committed and assigned fund balances are determined next, with any remaining fund balance reported as unassigned.

New Accounting Standards

Effective July 1, 2021, the District implemented Governmental Accounting Standards Board (GASB) Statement No. 87, Leases. GASB Statement No. 87 enhances the relevance and consistency of information of the District's leasing activities. It establishes requirements for lease accounting based on the principle that leases are financings of the right to use an underlying asset. A lessee is required to recognize a lease liability and an intangible right to use lease asset, and a lessor is required to recognize a lease receivable and a deferred inflow of resources.

2. DIFFERENCES BETWEEN GOVERNMENTAL FUND STATEMENTS AND DISTRICT-WIDE STATEMENTS

Due to the differences in the measurement focus and basis of accounting used in the governmental fund statements and the District-wide statements, certain financial transactions are treated differently. The basic financial statements contain a full reconciliation of these items. The differences result primarily from the economic resource management focus of the Statement of Activities, compared with the current financial resource management focus of the governmental funds.

Total Fund Balances of Governmental Funds Compared To Net Position of Governmental Activities

The total fund balances of the School District's governmental funds differ from "net position" of governmental activities reported in the Statement of Net Position. This difference primarily results from the additional long-term economic focus of the Statement of Net Position versus the solely current financial resources focus of the governmental fund Balance Sheet.

Statement of Revenues, Expenditures, and Changes In Fund Balance Compared To Statement of Activities

Differences between the governmental funds Statement of Revenues, Expenditures, and Changes in Fund Balance and the Statement of Activities fall into one of six broad categories.

(a) Long-Term Revenue Differences

Long-term revenue differences arise because governmental funds report revenues only when they are considered "available," whereas the Statement of Activities reports revenues when earned. Differences in long-term expenses arise because governmental funds report on a modified accrual basis, whereas the accrual basis of accounting is used on the Statement of Activities.

(b) Capital Related Differences

Capital related differences include the difference between proceeds for the sale of capital assets reported on governmental fund statements and the gain or loss on the sale of assets as reported on the Statement of Activities, and the difference between recording an expenditure for the purchase of capital items in the governmental fund statements and depreciation expense on those items as recorded in the Statement of Activities.

FABIUS POMPEY CENTRAL SCHOOL DISTRICT
NOTES TO BASIC FINANCIAL STATEMENTS
For the Year Ended June 30, 2022

(c) Long-Term Debt Transaction Differences

Long-term debt transaction differences occur because both interest and principal payments are recorded as expenditures in the governmental fund statements, whereas interest payments are recorded in the Statement of Activities as incurred, and principal payments are recorded as a reduction of liabilities in the Statement of Net Position.

(d) Pension Differences

Pension differences occur as a result of changes in the School District's proportion of the collective net pension asset/liability and differences between the School District's contributions and its proportionate share of the total contributions to the pension systems.

(e) Employee Benefit Allocation

Expenditures for employee benefits are not allocated to a specific function on the Statement of Revenues, Expenditures, and Changes in Fund Balance based on the requirements of New York State. These costs have been allocated based on total salary for each function.

(f) OPEB Differences

OPEB differences occur as a result of changes in the School District's total OPEB liability and differences between the School District's contributions and OPEB expense.

3. STEWARDSHIP AND COMPLIANCE

Fund Balance Limitations

NYS Real Property Tax Law 1318 limits the amount of unexpended surplus funds a school district can retain to no more than 4% of the School District's budget for the General Fund for the ensuing fiscal year. Nonspendable and restricted fund balance of the General Fund are excluded from the 4% limitation. Amounts appropriated for the subsequent year and encumbrances are also excluded from the 4% limitation. At June 30, 2022, the School District's General Fund unassigned fund balance is 7.19% of the 2022-2023 budget.

Statutory Debt Limit

At June 30, 2022, the School District was in compliance with the statutory debt limit.

Budgetary Procedures and Budgetary Accounting

The School District administration prepares a proposed budget for approval by the Board of Education and the voters of the School District for the General Fund for which legal (appropriated) budgets are adopted.

The voters of the School District approved the proposed appropriations budget for the General Fund.

Appropriations are adopted at the program line item level.

Appropriations established by the adoption of the budget constitute a limitation on expenditures (and encumbrances) which may be incurred. Appropriations lapse at the end of the fiscal year unless expended or encumbered. Encumbrances will lapse if not expended in the subsequent year. Appropriations authorized for the current year are increased by the planned use of specific reserves, and budget amendments approved by the Board of Education as a result of selected new revenue sources not included in the original budget (when permitted by law). These supplemental appropriations may occur subject to legal restrictions, if the Board approves them because of a need that exists which was not determined at the time the budget was adopted.

Budgets are adopted annually on a basis consistent with GAAP. Appropriations authorized for the year are increased by the amount of encumbrances carried forward from the prior year.

FABIUS POMPEY CENTRAL SCHOOL DISTRICT
NOTES TO BASIC FINANCIAL STATEMENTS
For the Year Ended June 30, 2022

Budgets are established and used for individual capital project funds expenditures as approved by a special referendum of the District's voters. The maximum project amount authorized is based primarily upon the cost of the project, plus any requirements for external borrowings, not annual appropriations. These budgets do not lapse and are carried over to subsequent fiscal years until the completion of the projects.

Encumbrances

Encumbrance accounting is used for budget control and monitoring purposes and is reported as a part of the governmental funds. Under this method, purchase orders, contracts and other commitments for the expenditure of monies are recorded to reserve applicable appropriations. Outstanding encumbrances as of year-end are presented as reservations of fund balance and do not represent expenditures or liabilities. These commitments will be honored in the subsequent period. Related expenditures are recognized at that time, as the liability is incurred or the commitment is paid.

4. CASH AND CASH EQUIVALENTS

Custodial Credit Risk

Custodial credit risk is the risk that in the event of a bank failure, the School District's deposits may not be returned to it. The School District's policy for custodial credit risk and New York State statutes govern the School District's investment policies, as discussed previously in these notes. GASB directs that deposits be disclosed as exposed to custodial credit risk if they are not covered by depository insurance and the deposits are either:

- A. Uncollateralized;
- B. Collateralized by securities held by the pledging financial institution, or
- C. Collateralized by securities held by the pledging financial institution's trust department or agent but not in the District's name.

As of June 30, 2022, the School District had bank balances of \$3,463,521 of which \$500,000 was fully insured by the FDIC. The balance of \$2,963,521 was exposed to credit risk but fully collateralized by securities held by an agent of the pledging financial institution in the School District's name.

Investment Pool

The School District participates in a multi-municipal cooperation investment pool agreement pursuant to New York State General Municipal Law Article 5-G, Section 119-o, whereby it holds a portion of the investments in cooperation with other participants. The investments are highly liquid and are considered to be cash equivalents.

The following amounts are included as restricted and unrestricted cash equivalents:

<u>Fund</u>	<u>Cost</u>	<u>Fair Value</u>
General	2,819,497	2,819,497
Miscellaneous Special Revenue	35,429	35,429
Capital	4,905	4,905
Total	<u>2,859,831</u>	<u>2,859,831</u>

The above amounts represent the cost of the investment pool shares, and are considered to approximate market value. The investment pool is categorically exempt from the New York State collateral requirements. The Investment Pool issues a publicly available financial report that contains financial statements and required supplementary information for the System. The report may be obtained by writing to NYCLASS Administration, Client Services, 717 17th Street Suite 1850, Denver, CO 80202.

FABIUS POMPEY CENTRAL SCHOOL DISTRICT
NOTES TO BASIC FINANCIAL STATEMENTS
For the Year Ended June 30, 2022

Restricted Cash and Cash Equivalents

Restricted cash and cash equivalents of \$2,437,178 in the General Fund represents the following:

<u>Description</u>	<u>Amount</u>
Employee Benefit Accrued Liability Reserve	\$ 1,064,211
ERS - Retirement Contribution Reserve	786,569
TRS - Retirement Contribution Reserve	120,319
Repair Reserve	15,035
Unemployment Insurance Reserve	75,174
Liability Reserve	175,406
Capital Reserve	<u>200,464</u>
Total	<u>\$ 2,437,178</u>

Restricted cash and cash equivalents of \$126,253 in the Debt Service fund represents funds restricted for debt service of outstanding bonds.

Restricted cash and cash equivalents of \$11,120 in the Capital fund represents funds restricted for capital projects approved by the voters.

Restricted cash at \$114,042 in the Miscellaneous Special Revenue fund are restricted to awards and scholarships in accordance with donor intent.

5. PARTICIPATION IN BOCES

During the year, the School District was billed \$2,561,866 for BOCES' administrative and program costs. Financial statements for the BOCES are available from the Onondaga, Cortland, and Madison BOCES' administrative office at PO Box 4754, Syracuse, New York 13221.

6. CAPITAL ASSETS AND RIGHT TO USE LEASED ASSETS

Capital asset activity for the year ended June 30, 2022, is as follows:

	<u>Beginning Balance</u>	<u>Additions</u>	<u>Deletions</u>	<u>Ending Balance</u>
Capital Assets Not Being Depreciated				
Land	\$ 425,550	\$	\$	\$ 425,550
Construction in Progress	<u>401,428</u>	<u>657,395</u>	<u></u>	<u>1,058,823</u>
Total	<u>826,978</u>	<u>657,395</u>	<u></u>	<u>1,484,373</u>
Capital Assets Being Depreciated				
Buildings and Improvements	40,646,884			40,646,884
Furniture, Equipment and Vehicles	<u>4,422,826</u>	<u>301,471</u>	<u>325,417</u>	<u>4,398,880</u>
Total	<u>45,069,710</u>	<u>301,471</u>	<u>325,417</u>	<u>45,045,764</u>
Accumulated Depreciation				
Buildings and Improvements	17,810,443	678,204		18,488,647
Furniture, Equipment and Vehicles	<u>2,941,941</u>	<u>334,048</u>	<u>323,293</u>	<u>2,952,696</u>
Total	<u>20,752,384</u>	<u>1,012,252</u>	<u>323,293</u>	<u>21,441,343</u>
Net Capital Assets Being Depreciated	<u>24,317,326</u>	<u>(710,781)</u>	<u>2,124</u>	<u>23,604,421</u>
Net Capital Assets	<u>\$ 25,144,304</u>	<u>\$ (53,386)</u>	<u>\$ 2,124</u>	<u>\$ 25,088,794</u>

FABIUS POMPEY CENTRAL SCHOOL DISTRICT
NOTES TO BASIC FINANCIAL STATEMENTS
For the Year Ended June 30, 2022

Depreciation expense in the amount of \$1,012,252, has been allocated among the various functions or programs as follows:

<u>Function/Program</u>	
General Support	\$ 673,628
Instruction	28,362
Pupil Transportation	308,945
School Lunch	1,317
Total Depreciation	<u>\$ 1,012,252</u>

Right to use leased asset activity for the year ended June 30, 2022, is as follows:

	<u>Restated Beginning Balance</u>	<u>Additions</u>	<u>Deletions</u>	<u>Ending Balance</u>
Right to Use Leased Assets				
Leased Equipment	\$ 824,566	\$ 217,318	\$	\$ 1,041,884
Accumulated Amortization				
Leased Equipment	460,538	160,163		620,701
Total	<u>\$ 364,028</u>	<u>\$ 57,155</u>	<u>\$</u>	<u>\$ 421,183</u>

Amortization expense of \$160,163 is charged as follows:

<u>Function/Program</u>	
Instruction	<u>\$ 160,163</u>

7. NONCURRENT LIABILITIES

<u>Description</u>	<u>Beginning Balance</u>	<u>Additions</u>	<u>Deletions</u>	<u>Ending Balance</u>	<u>Amounts Due Within One Year</u>
Bonds Payable					
Serial and Statutory Installment Bonds	\$ 8,163,259	\$ 260,000	\$ 1,588,259	\$ 6,835,000	\$ 765,000
Unamortized Premium on Serial Bond	1,079,544		81,753	997,791	81,753
Other Liabilities					
Compensated Absences	711,941	355,634		1,067,575	
OPEB Liability	49,682,599	6,810,246	6,726,903	49,765,942	
Total Noncurrent Liabilities	<u>\$ 59,637,343</u>	<u>\$ 7,425,880</u>	<u>\$ 8,396,915</u>	<u>\$ 58,666,308</u>	<u>\$ 846,753</u>

The General Fund has typically been used to liquidate noncurrent liabilities through budget appropriations.

Serial and Statutory Installment Bonds

The School District borrows funds on a long-term basis for the purpose of financing acquisitions of land and equipment and construction of buildings and improvements. This policy enables the cost of these capital assets to be borne by the present and future taxpayers receiving the benefit of the capital assets. These long-term liabilities for governmental funds are maintained separately and represent a reconciling item between the fund and District-wide statements. Interest associated with long-term debt is recorded as an expenditure when such amounts are due.

FABIUS POMPEY CENTRAL SCHOOL DISTRICT
NOTES TO BASIC FINANCIAL STATEMENTS
For the Year Ended June 30, 2022

The following is a statement of serial bonds outstanding:

Payable from/Description	Date of Original Issue	Original Amount	Date of Final Maturity	Interest Rate	Outstanding Amount
General Fund					
2012 Renovation Bond	06/12	1,915,000	2027	3.0-5.0	755,000
2017 Statutory Installment Bond	09/17	323,400	2023	2.23	65,000
2018 Statutory Installment Bond	10/18	321,090	2024	3.00	130,000
2019 Statutory Installment Bond	10/19	243,580	2025	1.0-2.5	150,000
2020 DASNY Revenue Bond	06/20	5,680,000	2035	5.00	5,185,000
2021 Statutory Installment Bond	09/20	359,259	2026	0.4-1.5	290,000
2022 Statutory Installment Bond	08/21	260,000	2027	0.5-1.5	260,000
Total					<u>\$ 6,835,000</u>

Interest on long-term debt for the year was composed of:

Interest Paid	\$ 355,111
Less: Interest Accrued in the Prior Year	(25,430)
Less: Bond Premium Amortization	(81,753)
Plus: Interest Accrued in the Current Year	<u>18,595</u>
Total Interest Expense on Long-Term Debt	<u>\$ 266,523</u>

Principal and interest payments due on serial bonds debt is as follows:

For the Year Ending June 30,	Serial Bonds & Statutory Installment Bonds		
	Principal	Interest	Total
2023	\$ 765,000	\$ 304,981	\$ 1,069,981
2024	720,000	275,527	995,527
2025	685,000	248,205	933,205
2026	665,000	220,581	885,581
2027	520,000	196,088	716,088
2028-2032	2,180,000	662,500	2,842,500
2033-2035	<u>1,300,000</u>	<u>118,500</u>	<u>1,418,500</u>
Total	<u>\$ 6,835,000</u>	<u>\$ 2,026,382</u>	<u>\$ 8,861,382</u>

Prior-Year Defeasance of Debt

In prior years, the School District defeased certain general obligation bonds by placing the proceeds of new bonds in an irrevocable trust to provide for all future debt service payments on the old bonds. Accordingly, the trust account assets and the liability for the defeased bonds are not included in the School District's financial statements. At June 30, 2022, \$755,000 of bonds outstanding were considered defeased.

FABIUS POMPEY CENTRAL SCHOOL DISTRICT
NOTES TO BASIC FINANCIAL STATEMENTS
For the Year Ended June 30, 2022

Premium on Refunding Debt

The premium received on the advance refunding of the 2012 A series bonds is being amortized on the District-wide financial statements using the straight-line method over 10 years, the remaining time to maturity of the refunding bonds.

Deferred Premium from Refunding of Debt	\$ 1,206,297
Less: Amount Recognized	(208,506)
Net Capitalized Refunding of Debt Costs	<u>\$ 997,791</u>

Lease Liability

The District has entered into agreements with the BOCES and other vendors to lease certain equipment such as copiers and other technology equipment. The lease agreements qualify as other than short-term leases under GASB 87 and, therefore, have been recorded at the present value of the future minimum lease payments as of the date of the inception of the agreements. Lease agreements are summarized as follows:

Description	Inception Date	Term (In Months)	Discount Rate	Initial Lease Liability
Copier Lease-US Bank	11/23/2020	36	2.50%	\$ 92,148

Lease liability activity for the year ended June 30, 2022 is as follows:

Description	Restated Beginning Balance	Additions	Deletions	Ending Balance	Amounts Due Within One Year
Copier Lease-US Bank	<u>\$ 71,524</u>	<u>\$</u>	<u>\$ 31,293</u>	<u>\$ 40,231</u>	<u>\$ 32,084</u>

Annual requirements to amortize long term lease obligations and related interest are as follows:

	Principal	Interest	Total
2023	\$ 32,084	\$ 640	\$ 32,724
2024	8,147	34	8,181
Total	<u>\$ 40,231</u>	<u>\$ 674</u>	<u>\$ 40,905</u>

Compensated Absences

Compensated Absences represents vacation and sick time that has been earned by the School District employees but not used as of June 30, 2022.

FABIUS POMPEY CENTRAL SCHOOL DISTRICT
NOTES TO BASIC FINANCIAL STATEMENTS
For the Year Ended June 30, 2022

8. PENSION PLANS

A. New York State and Local Employees' Retirement System (ERS)

(a) *Plan Description*

The School District participates in the New York State and Local Employees' Retirement System (ERS). This is a cost-sharing multiple-employer public employee retirement system. The system provides retirement benefits as well as death and disability benefits.

The net position of the System is held in the New York State Common Retirement Fund (the Fund), which was established to hold all net assets and record changes in plan net position allocated to the System. The Comptroller of the State of New York serves as the trustee of the Fund and is the administrative head of the System. The Comptroller is an elected official determined in a direct statewide election and serves a four year term. Thomas P. DiNapoli has served as Comptroller since February 7, 2007. In November, 2018, he was elected for a new term commencing January 1, 2019. System benefits are established under the provisions of the New York State Retirement and Social Security Law (RSSL). Once a public employer elects to participate in the System, the election is irrevocable. The New York State Constitution provides that pension membership is a contractual relationship and plan benefits cannot be diminished or impaired. Benefits can be changed for future members only by enactment of a State statute. The School District also participates in the Public Employees' Group Life Insurance Plan (GLIP), which provides death benefits in the form of life insurance. The System maintains records and accounts, and prepares financial statements using the accrual basis of accounting. Contributions are recognized when due. Benefit payments are recognized when due and payable. Investments are recognized at fair value. The System is included in the State's financial report as a pension trust fund. That report, including information with regard to benefits provided, may be found at www.osc.state.ny.us/retire/publications/index.php or obtained by writing to the New York State and Local Retirement System, 110 State Street, Albany, NY 12244.

(b) *Contributions*

The System is noncontributory for employees who joined prior to July 28, 1976. For employees who joined after July 27, 1976, and prior to January 1, 2010, employees contribute 3% of their salary for the first ten years of membership. Employees who joined on or after January 1, 2010 are required to contribute 3% of their annual salary for their entire working career. Employees who joined on or after April 1, 2012 must contribute at a specific percentage of earnings (between 3% and 6%) for their entire career. Under the authority of the RSSL, the Comptroller certifies the actuarially determined rates expressly used in computing the employers' contributions based on salaries paid during the Systems' fiscal year ending March 31. All required contributions for the NYSERS fiscal year ended March 31, 2022, were paid.

The required contributions for the current year and two preceding years were:

	<u>Amount</u>
2020	\$ 269,396
2021	\$ 268,331
2022	\$ 212,337

(c) *Pension Liabilities, Pension Expense, and Deferred Outflows of Resources and Deferred Inflows of Resources Related to Pensions*

At June 30, 2022, the School District reported an asset of \$468,465 for its proportionate share of the net pension asset. The net pension asset was measured as of March 31, 2022, and the total pension asset used to calculate the net pension asset was determined by an actuarial valuation as of that date. The School District's proportion of the net pension asset was based on a projection of the School District's long-term share of contributions to the pension plan relative to the projected contributions of all participating members, actuarially determined.

At June 30, 2022 the School District's proportion was .0057307 percent, which is an increase of 0.0002512 percent from its proportionate share measured at June 30, 2020.

FABIUS POMPEY CENTRAL SCHOOL DISTRICT
NOTES TO BASIC FINANCIAL STATEMENTS
For the Year Ended June 30, 2022

The required contributions for the current year and two preceding years were:

	Amount
2020	\$ 269,396
2021	\$ 268,331
2022	\$ 212,337

For the year ended June 30, 2022, the School District recognized a pension credit of \$191,501. At June 30, 2022, the School District reported deferred outflows of resources and deferred inflows of resources related to pensions from the following sources:

	Deferred Outflows of Resources	Deferred Inflows of Resources
Differences between expected and actual experience	\$ 35,477	\$ 46,016
Change of assumptions	781,815	13,192
Net difference between projected and actual earnings on Pensions plan investments		1,534,026
Changes in proportion and differences between contributions and proportionate share of contributions	126,440	15,508
Contributions subsequent to the measurement date	53,084	
Total	<u>\$ 996,816</u>	<u>\$ 1,608,742</u>

Amounts reported as deferred outflows of resources related to pensions resulting from School District contributions subsequent to the measurement date will be recognized as a reduction of the net pension asset/liability in the year ended June 30, 2022. Other amounts reported as deferred outflows of resources and deferred inflows of resources related to pensions will be recognized in pension expense as follows:

Year ended June 30:

2023	\$ (78,171)
2024	(139,717)
2025	(373,498)
2026	(73,624)

FABIUS POMPEY CENTRAL SCHOOL DISTRICT
NOTES TO BASIC FINANCIAL STATEMENTS
For the Year Ended June 30, 2022

(d) Actuarial Assumptions

The total pension liability at March 31, 2022 was determined by using an actuarial valuation as of April 1, 2021, with update procedures used to roll forward the total pension liability to March 31, 2022. The actuarial valuation used the following actuarial assumptions.

Investment Rate of Return	
(Net of Investment Expense,	
including Inflation)	5.90%
Cost of Living Adjustments	1.40%
Salary Scale	4.40%
Decrement Tables	April 1, 2015 - March 31, 2020
	System's Experience
Inflation Rate	2.70%

The actuarial assumptions used in the April 1, 2021 valuation are based on the results of an actuarial experience study for the period April 1, 2015 - March 31, 2020.

The long term expected rate of return on pension plan investments was determined using a building block method in which best estimate ranges of expected future real rates of return (expected returns net of investment expense and inflation) are developed for each major asset class. These ranges are combined to produce the long term expected rate of return by weighting the expected future real rates of return by the target asset allocation percentage and by adding expected inflation.

Best estimates of arithmetic real rates of return for each major asset class included in the target asset allocation as of March 31, 2022 are summarized below.

Asset Class	Target Allocation	Long-Term Expected Real Rate of Return
Domestic Equity	32.00%	3.30%
International Equity	15.00%	5.85%
Private Equity	10.00%	6.50%
Real Estate	9.00%	5.00%
Opportunistic/Absolute Return Strategies	3.00%	4.10%
Credit	4.00%	3.78%
Real Assets	3.00%	5.80%
Fixed Income	23.00%	0.00%
Cash	1.00%	-1.00%
	<u>100.00%</u>	

* Real rates of return are net of the long-term inflation assumption of 2.20%

(e) Discount Rate

The discount rate used to calculate the total pension asset/liability was 5.9%. The projection of cash flows used to determine the discount rate assumes that contributions from plan members will be made at the current contribution rates and that contributions from employers will be made at statutorily required rates, actuarially. Based upon the assumptions, the System's fiduciary net position was projected to be available to make all projected future benefit payments of current plan members. Therefore, the long term expected rate of return on pension plan investments was applied to all periods of projected benefit payments to determine the total pension asset/liability.

FABIUS POMPEY CENTRAL SCHOOL DISTRICT
NOTES TO BASIC FINANCIAL STATEMENTS
For the Year Ended June 30, 2022

(f) Sensitivity of the Proportionate Share of the Net Pension Liability to the Discount Rate Assumption

The following presents the School District's proportionate share of the net pension liability calculated using the discount rate of 5.9 percent, as well as what the School District's proportionate share of the net pension liability would be if it were calculated using a discount rate that is 1-percentage point lower (4.9 percent) or 1-percentage-point higher (6.9 percent) than the current rate:

	Decrease (4.9%)	Assumption (5.9%)	Increase (6.9%)
Proportionate share of the net pension liability (assets)	\$ 1,205,823	\$ (468,465)	\$ (1,868,926)

(g) Pension Plan Fiduciary Net Position

Detailed information about the Plan's fiduciary net position is available in the separately issued ERS financial report.

(h) Payables to the Pension Plan

The School District has recorded an amount due to ERS in the amount of \$53,084 at June 30, 2022. This amount represents the three months of the School District's fiscal year that will be covered in the ERS 2022-2023 billing cycle and has been accrued as an expenditure in the current year.

B. New York State Teachers' Retirement System (TRS)

(a) Plan Description

The School District participates in the New York Teachers' Retirement System (TRS). This is a cost-sharing multiple-employer public employee retirement system. The system provides retirement benefits as well as death and disability benefits.

The TRS was created and exists pursuant to Article 11 of the New York State Education Law. TRS is administered by the system and governed by a ten member board to provide these benefits to teachers employed by participating employers in the State of New York, excluding New York City. The System provides benefits to plan members and beneficiaries as authorized by the New York State Law and may be amended only by the Legislature with the Governor's approval. Benefit provisions vary depending on date of membership and membership class (6 tiers). The System's financial statements are prepared using the accrual basis of accounting. Contributions are recognized when due. Benefit payments are recognized when due and payable. Investments are recognized at fair value. TRS issues a publicly available financial report that contains basic financial statements and required supplementary information for the System. For additional plan information please refer to the NYSTRS Comprehensive Annual Financial Report which can be found on the TRS website located at www.nystrs.org.

(b) Contributions

Pursuant to Article 11 of the New York State Education Law, employers are required to contribute at an actuarially determined rate adopted annually by the Retirement Board. Tier 3 and Tier 4 members who have less than 10 years of service or membership are required by law to contribute 3% of salary to the System. Tier 5 members are required by law to contribute 3.5% of salary throughout their active membership. Tier 6 members are required by law to contribute between 3% and 6% of salary throughout their active membership in accordance with a schedule based upon salary earned. Pursuant to Article 14 and Article 15 of the Retirement and Social Security Law, those member contributions are used to help fund the benefits provided by the System. However, if a member dies or leaves covered employment with less than 5 years of credited service for Tiers 3 and 4, or 10 years of credited service for Tiers 5 and 6, the member contributions with interest calculated at 5% per annum are refunded to the employee or designated beneficiary. Eligible Tier 1 and Tier 2 members may make member contributions under certain conditions pursuant to the provisions of Article 11 of the Education Law and Article 11 of the Retirement and Social Security Law. Upon termination of membership, such accumulated member contributions are refunded. At retirement, such accumulated member contributions can be withdrawn or are paid as a life annuity.

FABIUS POMPEY CENTRAL SCHOOL DISTRICT
NOTES TO BASIC FINANCIAL STATEMENTS
For the Year Ended June 30, 2022

The required employer contributions for the current year and two preceding years were:

	Amount
2020	\$ 547,259
2021	\$ 543,129
2022	\$ 610,986

(c) Pension Liabilities, Pension Expense, and Deferred Outflows of Resources and Deferred Inflows of Resources Related to Pensions

At June 30, 2022, the School District reported an asset of \$6,353,041 for its proportionate share of the net pension asset. The net pension asset was measured as of June 30, 2021, and the total pension asset used to calculate the net pension asset was determined by an actuarial valuation as of June 30, 2020. The School District's proportion of the net pension asset was based on a projection of the School District's long-term share of contributions to the pension plan relative to the projected contributions of all participating members, actuarially determined.

At June 30, 2021, the School District's proportion was .036661 percent, which was an increase of .00027 percent from its proportion measured as of June 30, 2020.

For the year ended June 30, 2022 the School District recognized a pension credit of \$972,524. At June 30, 2022, the School District reported deferred outflows of resources and deferred inflows of resources related to pensions from the following sources:

	Deferred Outflows of Resources	Deferred Inflows of Resources
Differences between expected and actual experience	\$ 875,699	\$ 33,007
Changes of assumptions	2,089,648	370,046
Net difference between projected and actual earnings on Pensions plan investments		6,649,115
Changes in proportion and differences between contributions and proportionate share of contributions	80,153	19,725
Contributions subsequent to the measurement date	610,986	
Total	<u>\$ 3,656,486</u>	<u>\$ 7,071,893</u>

Amounts reported as deferred outflows of resources related to pensions resulting from School District contributions subsequent to the measurement date will be recognized as a reduction of the net pension liability. Other amounts reported as deferred outflows of resources and deferred inflows of resources related to pensions will be recognized in pension expense as follows:

Year ended June 30:

2022	\$ (799,919)
2023	(943,903)
2024	(1,199,992)
2025	(1,591,692)
2026	298,845
Thereafter	210,268

(d) Actuarial Assumptions

The total pension asset at the June 30, 2021 measurement date was determined by using an actuarial valuation as of June 30, 2020, with update procedures used to roll forward the total pension asset to June 30, 2021. The actuarial valuation used the following actuarial assumptions.

FABIUS POMPEY CENTRAL SCHOOL DISTRICT
NOTES TO BASIC FINANCIAL STATEMENTS
For the Year Ended June 30, 2022

Significant actuarial assumptions used in the June 30, 2021 valuation were as follows:

Investment Rate of Return	6.95 % compounded annually, net of pension plan investment expense, including inflation.
Salary scale	Rates of increase differ based on service. They have been calculated based upon recent NYSTRS member experience.

Service	Rate
5	5.18%
15	3.64%
25	2.50%
35	1.95%

Projected COLAs	1.3% compounded annually.
Inflation rate	2.40%

Annuitant mortality rates are based on plan member experience, with adjustments for mortality improvements based on Society of Actuaries Scale MP 2020, applied on a generational basis. Active member mortality rates are based on plan member experience.

The actuarial assumptions were based on the results of an actuarial experience study for the period July 1, 2015 to June 30, 2020.

The long-term expected rate of return on pension plan investments was determined in accordance with Actuarial Standard of Practice (ASOP) No. 27, *Selection of Economic Assumptions for Measuring Pension Obligations*. ASOP No. 27 provides guidance on the selection of an appropriate assumed investment rate of return. Consideration was given to expected future real rates of return (expected returns, net of pension plan investment expense and inflation) for each major asset class as well as historical investment data and plan performance.

Best estimates of arithmetic real rates of return for each major asset class included in the System's target asset allocation as of the valuation date of June 30, 2021 is summarized in the following table:

Asset Class	Target Allocation	Long-Term Expected Real Rate of Return*
Domestic equities	33.0%	6.8%
International equities	16.0%	7.6%
Global equities	4.0%	7.1%
Real estate equities	11.0%	6.5%
Private Equities	8.0%	10.0%
Domestic fixed income	16.0%	1.3%
Global bonds	2.0%	0.8%
Private Debt	1.0%	5.9%
Real Estate Debt	7.0%	3.3%
High-yield Bonds	1.0%	3.8%
Cash Equivalents	1.0%	(0.2%)
	<u>100.0%</u>	

* Real rates of return are net of the long-term inflation assumption of 2.4% for 2021.

(e) Discount Rate

The discount rate used to measure the pension liability (asset) was 6.95%. The projection of cash flows used to determine the discount rate assumed that contributions from plan members will be made at the current member contribution rates and that contributions from school districts will be made at statutorily required rates, actuarially determined. Based on those assumptions, the System's fiduciary net position was projected to be available to make all projected future benefit payments of current plan members. Therefore, the long-term expected rate of return on pension plan investments was applied to all periods of projected benefit payments to determine the total pension asset.

FABIUS POMPEY CENTRAL SCHOOL DISTRICT
NOTES TO BASIC FINANCIAL STATEMENTS
For the Year Ended June 30, 2022

(f) Sensitivity of the Proportionate Share of the Net Pension Liability to the Discount Rate Assumption

The following presents the School District's proportionate share of the net pension liability (asset) calculated using the discount rate of 6.95 percent, as well as what the School District's proportionate share of the net pension liability (asset) would be if it were calculated using a discount rate that is 1-percentage-point lower (5.95 percent) or 1-percentage-point higher (7.95 percent) than the current rate:

	1% Decrease (5.95%)	Current Assumption (6.95%)	1% Increase (7.95%)
Proportionate share of the net pension liability (assets)	\$ (666,659)	\$ (6,353,041)	\$ (11,132,032)

(g) Pension Plan Fiduciary Net Position

Detailed information about the Plan's fiduciary net position is available in the separately issued TRS financial report.

(h) Payables to the Pension Plan

The School District has recorded an amount due to TRS in amount of \$610,986 excluding the employees share in the General Fund at June 30, 2022. This amount represents contributions for the 2021-2022 fiscal year that will be made in 2022-2023 and has been accrued as an expenditure in the current year.

9. OTHER POSTRETIREMENT HEALTH CARE BENEFITS

(a) Plan Description

The School District administers the payment of Postretirement Healthcare Benefits Plan (the Plan) as a single-employer defined benefit Other Postemployment Benefit plan. The Plan provides for continuation of medical insurance benefits for certain retirees and their spouses and can be amended by action of the School District subject to applicable collective bargaining and employment agreements.

(b) Benefits Provided

Superintendent of Schools

Per an agreement between Board of Education and the Superintendent of Schools, Superintendent must retire under the NYSTRS, have at least 10 years of service with the District, and retire from the District not before the age of 55. The District pays 90% of the cost of premium for individual coverage and 75% of the cost for dependent coverage.

School Business Administrator

Per an agreement between Board of Education and the School Business Administrator, School Business Administrator must retire under the NYSTRS, have at least 15 years of service with the District, and retire from the District not before the age of 55. The District pays 90% of the cost of premium for individual coverage and 75% of the cost for dependent coverage.

Instructional Employees

Per an agreement between the Superintendent of Schools and Education Association, employee hired on or before 7/1/1989 must be eligible to retire from the district with at least 15 years of service and not before the age of 55. The District pays 92.5% of single coverage, and 75% of family coverage premiums. Surviving spouses are eligible to remain in the plan by paying 100% of the premiums for coverage. Employees hired after 7/1/1989 must be eligible to retire from the district with at least 20 years of service and not before the age of 55. The District pays 92.5% of single coverage, and 75% of family coverage premiums. Surviving spouses are eligible to remain in the plan by paying 100% of the premiums for coverage.

FABIUS POMPEY CENTRAL SCHOOL DISTRICT
NOTES TO BASIC FINANCIAL STATEMENTS
For the Year Ended June 30, 2022

Non-Instructional Employees

Per an agreement between the Superintendent of Schools and the Custodians, Food Service Workers, Library Clerks, School Monitors, Secretaries, and Teachers Aides, employees hired on or before 7/1/1989 must be eligible to retire from the district with at least 10 years of service and not before the age of 55. The District pays 95% of single coverage, and 75% of family coverage premiums. Surviving spouses are eligible to remain in the plan by paying 100% of the premiums for coverage. Employees hired between 7/1/1993 and 7/1/2012 must be eligible to retire from the district with at least 15 years of service and not before the age of 55. The District pays 95% of single coverage, and 75% of family coverage premiums. Surviving spouses are eligible to remain in the plan by paying 100% of the premiums for coverage. Employees hired after 7/1/2012 must be eligible to retire from the district with at least 22 years of service and not before the age of 55. The District pays 95% of single coverage, and 75% of family coverage premiums. Surviving spouses are eligible to remain in the plan by paying 100% of the premiums for coverage.

Transportation Employees

Per an agreement between the Superintendent of Schools and Transportation Association, employee hired on or before 7/1/1989 must be eligible to retire from the district with at least 15 years of service and not before the age of 55. The District pays 95% of single coverage, and 75% of family coverage premiums. Surviving spouses are eligible to remain in the plan by paying 100% of the premiums for coverage. Employees hired between 7/1/1989 and 7/1/2009 must be eligible to retire from the district with at least 15 years of service and not before the age of 55. The District pays 95% of single coverage, and 85% of family coverage premiums. Surviving spouses are eligible to remain in the plan by paying 100% of the premiums for coverage. Employees hired between 7/1/2009 and 7/1/2013 must be eligible to retire from the district with at least 20 years of service and not before the age of 55. The District pays 95% of single coverage, and 85% of family coverage premiums. Surviving spouses are eligible to remain in the plan by paying 100% of the premiums for coverage. Employees hired after 7/1/2013 must be eligible to retire from the district with at least 15 years of service and not before the age of 55. The District pays 95% of single coverage, and 85% of family coverage premiums. Surviving spouses are eligible to remain in the plan by paying 100% of the premiums for coverage. Benefits for all employees who fall under this category cease at age 65.

c) Schedule of Required Contributions

The OPEB plan is currently unfunded.

(d) Employees covered by benefit terms

At June 30, 2022, the following employees were covered by the benefit terms:

	<u>Total</u>
Actives	145
Retirees	126
Beneficiaries	4
Spouses of Retirees	<u>61</u>
Total	<u>336</u>

All counts include employees and retirees who opted out of coverage.

(e) Actuarial Methods and Assumptions

Actuarial Methods

All actuarial methods are chosen to be consistent with the requirements of GASB 75 and are effective July 1, 2021:

Entry Age Normal, Level Percent of Pay

FABIUS POMPEY CENTRAL SCHOOL DISTRICT
NOTES TO BASIC FINANCIAL STATEMENTS
For the Year Ended June 30, 2022

No assets have been set aside to fund the liabilities for this plan.

All active employees eligible to participate in any OPEB benefit plan offered by the employer are included in this valuation. Retirees and surviving spouses currently enrolled in an OPEB plan offered by the employer are included in the valuation. Retirees who have opted out or otherwise waived all coverage are not included in the valuation unless explicitly stated otherwise.

All amortizable amounts are amortized on a straight-line basis over the average years to expected retirement for active employees.

The measurement date is three months prior to fiscal year end.

Actuarial Assumptions

All actuarial assumptions are chosen to be consistent with the requirements of GASB 75 and Actuarial Standards of Practice (ASOPs). Whenever possible, actual plan experience is factored into the setting of actuarial assumptions. Rates based on independent, published sources are used as noted, without audit.

The long-term bond rate used of 3.54% is based on the 20-year, tax-exempt general obligation municipal bonds with an average rating of AA/Aa or higher.

The salary scale reflects the rate at which payroll amounts are expected to increase over time for purposes of attributing liabilities under the Entry Age Normal, Level Percent of Pay actuarial cost method.

Mortality Rates

RP-2014 Adjusted to 2006 Total Dataset Mortality Table generationally projected to the valuation date with Scale MP-2018. This assumption includes a margin for future improvements in longevity.

Termination Rates

2003 Society of Actuaries small plan withdrawal, scaled 60% for teachers, scaled 120% for non-teachers.

Marital Assumption

60% of both male and female employees are assumed to be married at retirement and elect coverage for a spouse. Actual spousal information was used for retirees when available.

Spousal Ages

Actual age, if reported, for retirees. Otherwise males are assumed to be three years older than females.

Participation Rate

100% of all active employees currently enrolled in the OPEB plan are assumed to continue coverage into retirement, and 40% of future spouses of retirees eligible for coverage will elect the benefit. Employees who have currently waived coverage are assumed not to re-enter the plan prior to retirement.

Healthcare Cost Trend Rate

Health care trend rates reflect both the current and long-term outlook for increases in health care costs. The short-term rates are based on recent industry surveys, plan experience and near-term expectations. The long-term trend rate is based on our general inflation assumption plus an adjustment to reflect expectations for long-term medical inflation.

The medical trend rates used are 6.6% decreasing to 4.1% over the next 56 years.

FABIUS POMPEY CENTRAL SCHOOL DISTRICT
NOTES TO BASIC FINANCIAL STATEMENTS
For the Year Ended June 30, 2022

(f) Changes in the Total OPEB Liability

The following outlines the changes to the Total OPEB Liability during the fiscal year, by source.

Beginning at June 30, 2021:	\$ 49,682,599
Changes for the year:	
Service Cost	1,542,484
Interest	1,088,692
Changes in demographic gains or losses	4,179,070
Changes in assumptions or other inputs	(5,072,673)
Benefit payments	(1,654,230)
Net Changes:	83,343
Balance at June 30, 2022	\$ 49,765,942

(g) Sensitivity of the total OPEB liability to changes in the discount rate

The discount rate assumption can have a profound impact on total liabilities. The following exhibit demonstrates the effect a 1% change in the discount rate assumption would have on liabilities.

	1% Decrease (2.54%)	Current Assumption (3.54%)	1% Increase (4.54%)
Total OPEB liability	\$ 58,029,973	\$ 49,765,942	\$ 43,118,173

(h) Sensitivity of the total OPEB liability to changes in the healthcare cost trend rates

Healthcare costs can be subject to considerable volatility over time. The following exhibit demonstrates the effect on liabilities of a 1% change in the healthcare cost trend rates.

	1% Decrease (3.1% - 4.1%)	Current Assumption (4.1% - 5.1%)	1% Increase (5.1% - 6.1%)
Total OPEB liability	\$ 42,445,544	\$ 49,765,942	\$ 59,148,424

FABIUS POMPEY CENTRAL SCHOOL DISTRICT
NOTES TO BASIC FINANCIAL STATEMENTS
For the Year Ended June 30, 2022

(i) OPEB Expense

The OPEB Expense reflects the costs to the OPEB plan incurred during the year, including the service cost, interest cost, immediate recognition of the impact of all plan provision changes, and the amortization of gains and losses due to experience or changes in the assumptions.

Calculation of the OPEB Expense

Service cost	\$ 1,542,484
Interest cost	1,088,692
Recognition of demographic gains or losses	775,397
Recognition of assumption changes or inputs	586,979
Total OPEB Expense	\$ 3,993,552

(j) Deferred Outflows and Inflows of Resources Related to OPEB

The following deferrals of outflows were reported during the fiscal year.

	Deferred Outflows of Resources	Deferred Inflows of Resources
Differences between expected and actual experience	\$ 3,744,697	\$
Changes of assumptions	6,376,681	(5,179,156)
Total	<u>\$ 10,121,378</u>	<u>\$ (5,179,156)</u>

Amounts reported as deferred outflows of resources and deferred inflows of resources related to OPEB will be recognized in OPEB expense as follows:

Year ended June 30:

	<u>Amount</u>
2023	\$ 1,362,376
2024	1,362,376
2025	1,733,118
2026	645,490
2027	(146,493)
Thereafter	(14,645)

10. INTERFUND TRANSACTIONS

Fund	Interfund		Interfund	
	Receivables	Payables	Revenues	Expenditures
General	\$ 784,757	\$ 2,953	\$	\$ 82,851
School Lunch		198,090	69,458	
Special Aid	2,703	586,667	13,391	
Debt Service	29		33,463	
Capital Fund		29		33,461
Miscellaneous Special Revenue	250			
Total	<u>\$ 787,739</u>	<u>\$ 787,739</u>	<u>\$ 116,312</u>	<u>\$ 116,312</u>

FABIUS POMPEY CENTRAL SCHOOL DISTRICT
NOTES TO BASIC FINANCIAL STATEMENTS
For the Year Ended June 30, 2022

- Interfund Receivables and Payables are considered temporary. The School District intends to repay the amounts within the next fiscal year.
- The School District typically loans resources between funds for the purpose of mitigating the effects of transient cash flow issues.
- The School District transferred \$69,458 from the General Fund to the School Lunch Fund to subsidize operating expenses.

11. FUND BALANCE

The following is the disaggregation of the fund balance that is reported in summary on the Governmental Fund's Balance Sheet:

	General	School Lunch	Special Aid	Miscellaneous Special Revenue	Debt Service	Capital	Total
Nonspendable	\$ 31,539	\$ 11,123					\$ 42,662
Restricted							
Repair Reserve	15,035						15,035
Liability Reserve	175,406						175,406
Unemployment Insurance Reserve	75,174						75,174
ERS - Retirement Contribution Reserve	786,569						786,569
TRS - Retirement Contribution Reserve	120,319						120,319
Employee Benefit Accrued Liability Reserve	1,064,211						1,064,211
Capital Reserve	200,464						200,464
Scholarships				114,292			114,292
Debt Service Fund					126,282		126,282
Total Restricted	<u>2,437,178</u>			<u>114,292</u>	<u>126,282</u>		<u>2,677,752</u>
Assigned (Deficit)							
Encumbrances	61,092						61,092
Appropriated for Subsequent Year's Budget	577,456						577,456
Total Assigned (Deficit)	<u>638,548</u>						<u>638,548</u>
Unassigned (Deficit)	<u>1,441,068</u>	<u>(4,582)</u>				<u>(619,541)</u>	<u>816,945</u>
Total Fund Equity (Deficit)	<u>\$ 4,548,333</u>	<u>\$ 6,541</u>	<u>\$</u>	<u>\$ 114,292</u>	<u>\$ 126,282</u>	<u>\$ (619,541)</u>	<u>\$ 4,175,907</u>

The following is a summary of the change in selected general fund restricted fund balance during the year ended June 30, 2022:

	Beginning Balance	Increases	Decreases	Ending Balance
General Fund				
Employee Benefits Accrued Liability Reserve	\$ 1,062,517	\$ 1,694	\$	\$ 1,064,211
ERS - Retirement Reserve	674,826	111,743		786,569
TRS - Retirement Reserve	242,164		121,845	120,319
Repair Reserve	15,011	24		15,035
Unemployment Insurance Reserve	75,054	120		75,174
Liability Reserve	175,127	279		175,406
Capital Reserve	200,145	319		200,464
	<u>\$ 2,444,844</u>	<u>\$ 114,179</u>	<u>\$ 121,845</u>	<u>\$ 2,437,178</u>

12. PRIVATE PURPOSE TRUST FUNDS – DONOR-RESTRICTED ENDOWMENTS

The School District administers endowment funds, which are restricted by the donor for the purposes of scholarships.

The School District authorizes expenditures from donor-restricted endowments in compliance with the wishes expressed by the donor, which varies among the unique endowments administered by the School District. These amount are recorded in the Miscellaneous Special Revenue Fund in accordance with GASB Statement 84.

FABIUS POMPEY CENTRAL SCHOOL DISTRICT
NOTES TO BASIC FINANCIAL STATEMENTS
For the Year Ended June 30, 2022

13. RISK MANAGEMENT

General Information

The Fabius Pompey Central School District is exposed to various risks of loss related to torts; theft of, damage to, and destruction of assets; injuries to employees; errors and omissions and natural disasters. These risks are covered by commercial insurance purchased from independent third parties. Settled claims from these risks have not exceeded commercial insurance coverage for the past three years.

Workers' Compensation Consortium

The School District participates in a Workers' Compensation Consortium for its employees. Benefits are provided through self-funding by the individual participants through the purchase of insurance and through the purchase of "stop-loss" coverage. A member may withdraw from the Plan by submitting a notice of withdrawal by May 1 preceding the school year of withdrawal. Upon withdrawal, the Board will determine amounts owed by the member or amounts that may be due to the withdrawing member. The School District paid premiums to the Workers' Compensation Consortium which totaled \$109,142 for the year ended June 30, 2022.

Health Insurance Consortium

The School District participates in a non-risk retained public entity risk pool for its employee health insurance coverage. A member of the Health Consortium may withdraw from the plan by submitting a notice of withdrawal by May 1 preceding the school year of withdrawal. Upon withdrawal, the Board will determine amounts owed by the member or amounts that may be due to the withdrawing member. If the Plan's assets were to be exhausted, members would be responsible for the Plan's liabilities including additional assessments if necessary. Premiums paid to the health consortium totaled \$3,765,884 for the year ended June 30, 2022.

Financial statements for both risk pools are available at the OCM BOCES business office, 6820 Thompson Road, Syracuse, New York, 13221.

14. CONTINGENCIES AND COMMITMENTS

Potential Grantor Liability

Amounts received or receivable from grantor agencies are subject to audit and adjustment by grantor agencies, principally the Federal and State governments. Any disallowed claims, including amounts already collected, may constitute a liability of the applicable funds. The amounts, if any, of expenditures which may be disallowed by the grantor cannot be determined at this time although the School District expects such amounts, if any, to be immaterial.

Encumbrances

Encumbrance accounting is employed as an extension of formal budgetary integration for the General Fund, Special Revenue Funds, and Capital Projects Fund. At June 30, 2022, certain amounts which were previously restricted, committed, or assigned for specific purposes have been encumbered in the governmental funds. Encumbrances included in governmental fund balances are as follows:

	<u>Assigned General</u>
Encumbrances	
General Support	\$ 12,307
Instruction	16,797
Pupil Transportation	<u>31,988</u>
Total Encumbrances	<u>\$ 61,092</u>

FABIUS POMPEY CENTRAL SCHOOL DISTRICT
NOTES TO BASIC FINANCIAL STATEMENTS
For the Year Ended June 30, 2022

15. NET POSITION DEFICIT – DISTRICT-WIDE

The District-wide net position had an unrestricted deficit at June 30, 2022 of \$41,057,504 and a total net position deficit of \$21,302,854. The deficit is the result of the implementation of GASB Statement 75, “Accounting and Financial Reporting for Postemployment Benefits Other than Pensions,” which required the recognition of an unfunded liability of \$49,765,942 at June 30, 2022. Since New York State Laws provide no mechanism for funding the liability, the subsequent accruals are expected to increase the deficit in subsequent years.

16. CUMULATIVE EFFECT OF IMPLEMENTING NEW ACCOUNTING STANDARD

The following adjustments were made to the prior year’s net position and fund balance due to the implementation of GASB 87, Accounting for Leases:

The Government-wide prior year’s net position and fund balance was increased by \$292,504 which represents the net effect of recording a Right to Use Asset, net of amortization and a corresponding Lease Liability.

FABIUS POMPEY CENTRAL SCHOOL DISTRICT
SCHEDULE OF REVENUES, EXPENDITURES, AND CHANGES IN FUND BALANCE
BUDGET AND ACTUAL - GENERAL FUND
For the Year Ended June 30, 2022

	Original Budget	Final Budget	Actual		Final Budget Variance With Actual
Revenues					
Local Sources					
Real Property Taxes	\$ 7,757,191	\$ 7,757,191	\$ 7,802,291	\$	45,100
STAR and Other Real Property Tax Items	1,138,029	1,138,029	1,098,182		(39,847)
Nonproperty Tax Items	23,000	23,000	28,164		5,164
Charges for Services	38,000	38,000	38,300		300
Use of Money and Property	10,000	10,000	11,578		1,578
Sale of Property and Compensation for Loss			23,620		23,620
Miscellaneous	230,000	255,000	279,580		24,580
State Aid	10,055,548	10,055,548	9,779,847		(275,701)
Federal Aid	17,500	17,500	21,420		3,920
Total Revenues	19,269,268	19,294,268	19,082,982		(211,286)
Appropriated Fund Balance	836,350	836,350			(836,350)
Total Revenues and Other Financing Sources	<u>\$ 20,105,618</u>	<u>\$ 20,130,618</u>	<u>19,082,982</u>		<u>\$ (1,047,636)</u>
Expenditures					
	Original Budget	Final Budget	Actual	Year-End Encumbrances	Final Budget Variance With Actual And Encumbrances
General Support					
Board of Education	\$ 16,951	\$ 22,324	\$ 21,425	\$	\$ 899
Central Administration	209,267	205,399	197,183		8,216
Finance	270,946	301,361	293,019	8,000	342
Staff	91,754	142,547	138,327	1,605	2,615
Central Services	1,451,112	1,310,233	865,782	2,702	441,749
Special Items	155,494	140,994	118,337		22,657
Total General Support	2,195,524	2,122,858	1,634,073	12,307	476,478
Instruction					
Instruction, Administration, and Improvement	472,128	471,417	422,562	10,615	38,240
Teaching - Regular School	5,116,111	5,025,565	4,470,351	5,282	549,932
Programs for Children With Special Needs	1,320,619	1,434,985	1,434,621		364
Occupational Education	165,330	165,330	165,330		
Teaching - Special School	22,904	46,462	46,462		
Instructional Media	709,335	684,921	641,502		43,419
Pupil Services	899,036	915,535	824,238	900	90,397
Total Instruction	8,705,463	8,744,215	8,005,066	16,797	722,352
Pupil Transportation	1,292,793	1,356,184	1,309,357	31,988	14,839
Community Services	3,500	50			50
Employee Benefits	5,941,399	5,882,521	5,499,783		382,738
Debt Service - Principal	1,588,259	1,588,259	1,619,552		(31,293)
Debt Service - Interest	353,680	353,680	355,111		(1,431)
Total Expenditures	20,080,618	20,047,767	18,422,942	61,092	1,563,733
Other Financing Uses					
Transfers to Other Funds	25,000	82,851	82,851		
Total Expenditures and Other Financing Uses	<u>\$ 20,105,618</u>	<u>\$ 20,130,618</u>	<u>18,505,793</u>	<u>\$ 61,092</u>	<u>\$ 1,563,733</u>
Net Change in Fund Balance			577,189		
Fund Balances - Beginning of Year			3,971,144		
Fund Balances - End of Year			<u>\$ 4,548,333</u>		

Notes to Required Supplementary Information:

The School District administration prepares a proposed budget for approval by the Board of Education for the General Fund, the only fund with a legally adopted budget.

The budget is adopted annually on a basis consistent with GAAP. Appropriations authorized for the year are increased by the amount of encumbrances carried forward from the prior year.

See Independent Auditor's Report

FABIOUS POMPEY CENTRAL SCHOOL DISTRICT
SCHEDULES OF DISTRICT CONTRIBUTIONS
For the Year Ended June 30, 2022

		ERS Pension Plan Last 10 Fiscal Years									
		2022	2021	2020	2019	2018	2017	2016	2015	2014	2013
Contractually Required Contribution		\$ 303,492	\$ 268,331	\$ 269,396	\$ 272,898	\$ 276,018	\$ 266,839	\$ 303,378	\$ 328,452	\$ 264,022	\$ 307,116
Contributions in Relation to the Contractually Required Contribution		303,492	268,331	269,396	272,898	276,018	266,839	303,378	328,452	264,022	307,116
Contribution Deficiency (Excess)		\$	\$	\$	\$	\$	\$	\$	\$	\$	\$
School District's Covered-ERS Employee Payroll		\$ 1,969,492	\$ 1,927,369	\$ 1,884,980	\$ 1,873,411	\$ 1,834,328	\$ 1,757,597	\$ 1,670,770	\$ 1,647,367	\$ 1,538,146	\$ 1,624,952
Contributions as a Percentage of Covered-Employee Payroll		15.41%	13.92%	14.29%	14.57%	15.05%	15.18%	18.16%	19.94%	17.16%	18.90%

		TRS Pension Plan Last 10 Fiscal Years									
		2022	2021	2020	2019	2018	2017	2016	2015	2014	2013
Contractually Required Contribution		\$ 610,986	\$ 543,129	\$ 547,259	\$ 640,189	\$ 597,248	\$ 702,558	\$ 789,300	\$ 1,010,700	\$ 925,516	\$ 675,108
Contributions in Relation to the Contractually Required Contribution		610,986	543,129	547,259	640,189	597,248	702,558	789,300	1,010,700	925,516	675,108
Contribution Deficiency (Excess)		\$	\$	\$	\$	\$	\$	\$	\$	\$	\$
School District's Covered-TRS Employee Payroll		\$ 6,234,551	\$ 5,699,150	\$ 6,176,742	\$ 6,028,149	\$ 6,094,362	\$ 5,816,253	\$ 5,952,486	\$ 5,765,545	\$ 5,695,481	\$ 5,701,929
Contributions as a Percentage of Covered-Employee Payroll		9.80%	9.53%	8.86%	10.62%	12.08%	12.08%	13.26%	17.53%	16.25%	11.84%

FABRUS POMPEY CENTRAL SCHOOL DISTRICT
SCHEDULES OF THE DISTRICT'S PROPORTIONATE SHARE OF THE NET PENSION LIABILITY/ASSET
For the Year Ended June 30, 2022

EKS Pension Plan

	2022	2021	2020	2019	2018	2017	2016	2015
District's proportion of the net pension liability	0.00573	0.00548	0.00515	0.00563	0.00597	0.01000	0.00614	0.01000
District's proportionate share of the net pension (liability)	\$ 468,465	\$ (5,456)	\$ (1,364,877)	\$ (399,126)	\$ (192,534)	\$ (559,075)	\$ (984,844)	\$ (206,503)
District's covered-employee payroll	\$ 1,969,492	\$ 1,927,369	\$ 1,884,980	\$ 1,873,411	\$ 1,834,328	\$ 1,757,597	\$ 1,670,770	\$ 1,647,367
District's proportionate share of the net pension asset (liability) as a percentage of its covered-employee payroll	-23.79%	-0.28%	-72.41%	-21.30%	-10.50%	-31.81%	-58.95%	-12.54%
Plan fiduciary net position as a percentage of total pension liability	103.65%	99.95%	86.39%	96.27%	98.24%	94.70%	90.70%	97.2%

TRS Pension Plan

	2021	2020	2019	2018	2017	2016	2015	2014
District's proportion of the net pension asset (liability)	0.036661	0.036391	0.036115	0.03741	0.03783	0.03836	0.03838	0.038557
District's proportionate share of the net pension asset (liability)	\$ 6,353,041	\$ (1,005,588)	\$ 938,265	\$ 676,548	\$ 287,532	\$ (410,798)	\$ 3,986,698	\$ 4,295,018
District's covered-employee payroll	\$ 5,699,150	\$ 6,176,742	\$ 6,028,149	\$ 6,094,362	\$ 5,816,253	\$ 5,952,486	\$ 5,765,545	\$ 5,695,481
District's proportionate share of the net pension asset (liability) as a percentage of its covered-employee payroll	111.47%	-16.28%	15.56%	11.10%	4.94%	6.90%	69.15%	75.41%
Plan fiduciary net position as a percentage of total pension asset (liability)	113.20%	97.80%	102.20%	101.53%	100.66%	99.01%	110.46%	111.48%

Information is presented only for the years available.

**FABIUS POMPEY CENTRAL SCHOOL DISTRICT
SCHEDULE OF CHANGES IN THE DISTRICTS
TOTAL OPEB LIABILITY AND RELATED RATIOS
For the Year Ended June 30, 2022**

	<u>2022</u>	<u>2021</u>	<u>2020</u>	<u>2019</u>	<u>2018</u>
Service Cost	\$ 1,542,484	\$ 1,496,102	\$ 962,415	\$ 1,151,932	\$ 1,118,381
Interest	1,088,692	1,079,488	1,249,721	1,126,306	1,085,997
Effect of Demographic Gains or Losses	4,179,070		177,522		469,242
Effect of Assumptions Changes or Inputs	(5,072,673)	410,411	11,492,501	(2,724,865)	
Benefit Payments	<u>(1,654,230)</u>	<u>(1,298,635)</u>	<u>(1,250,858)</u>	<u>(1,153,604)</u>	<u>(1,570,379)</u>
Net Change in Total OPEB Liability	83,343	1,687,366	12,631,301	(1,600,231)	1,103,241
Total OPEB Liability- Beginning of Year	<u>49,682,599</u>	<u>47,995,233</u>	<u>35,363,932</u>	<u>36,964,163</u>	<u>35,860,922</u>
Total OPEB Liability- Ending of Year	<u>\$ 49,765,942</u>	<u>\$ 49,682,599</u>	<u>\$ 47,995,233</u>	<u>\$ 35,363,932</u>	<u>\$36,964,163</u>
Covered Employee Payroll	\$ 8,083,718	\$ 7,282,657	\$ 7,282,657	\$ 7,502,908	\$ 7,502,908
Total OPEB liability as a percentage of covered payroll	615.63%	682.20%	659.03%	471.34%	492.66%

Notes to Required Supplementary Information:

Changes of Assumptions: Discount rate decreased from 2.16% to 3.54%. Medical Trend Rate is 5.1% - 4.1% over 54 years.

Actuarial Assumptions: The actuarial methods and assumptions used to calculate the total OPEB liability are described in Note 9 to the financial statements.

Plan Assets: No assets are accumulated in a trust that meets all of the following criteria of GASB No. 75, paragraph 4, to pay benefits.

Information is presented only for the years available.

FABIUS POMPEY CENTRAL SCHOOL DISTRICT
SCHEDULES OF CHANGE FROM ORIGINAL BUDGET TO REVISED BUDGET
AND SECTION 1318 OF REAL PROPERTY TAX LAW LIMIT CALCULATION
For the Year Ended June 30, 2022

Change from Adopted Budget to Revised Budget

Adopted Budget	\$ 20,035,232
Add: Prior Year's Encumbrances	<u>70,386</u>
Original Budget	<u>20,105,618</u>
Add: Increase For athletic purchases	11,000
Increase for purchase of flags	4,000
Increase For agriculture class supplies	<u>10,000</u>
Total Amendments	<u>25,000</u>
Original and Final Budget	<u><u>\$ 20,130,618</u></u>

Section 1318 of Real Property Tax Law Limit Calculation

2022-23 voter-approved expenditure budget	<u>\$ 20,035,232</u>
Maximum allowed (4% of 2022-23 Budget)	<u><u>\$ 801,409</u></u>

General Fund Fund Balance Subject to Section 1318 of Real Property Tax Law :

Unrestricted fund balance:	
Assigned fund balance	\$ 638,548
Unassigned fund balance	<u>1,441,068</u>
Total unrestricted fund balance	<u>2,079,616</u>

Less:	
Appropriated fund balance	577,456
Encumbrances included in assigned fund balance	<u>61,092</u>
Total adjustments	<u>638,548</u>

General Fund Fund Balance Subject to Section 1318 of Real Property Tax Law	<u><u>\$ 1,441,068</u></u>
--	----------------------------

Actual Percentage	7.19%
-------------------	-------

FABIUS POMPEY CSD
SCHEDULE OF PROJECT EXPENDITURES - CAPITAL PROJECTS FUND
For the Year Ended June 30, 2022

PROJECT TITLE	Expenditures				Methods of Financing				Fund Balance (Deficit) June 30, 2022		
	Original Authorization	Revised Authorization	Prior Years	Current Year	Total	Unexpended Balance	Proceeds of Obligations	Federal and State Aid		Local Sources	Total
District Renovations 2000	\$ 14,410,000	\$ 14,425,865	\$ 14,425,160	\$	\$ 14,425,160	\$ 705	\$ 14,410,000	\$	\$ 5,907	\$ 14,415,907	\$ (9,253)
HVAC 2007	118,000	118,000	107,777		107,777	10,223		14,514	103,486	118,000	10,222
2011 Excel Project	2,415,000	2,415,000	2,415,000		2,415,000		1,915,000	250,796	215,741	2,381,537	(33,463)
2014 Emergency Tank Project	70,000	110,000	109,103		109,103	897			110,000	110,000	897
2017 District Renovations	7,500,000	7,500,000	7,121,074	282,412	7,403,486	96,514	5,680,000		1,820,000	7,500,000	96,514
2019 Emergency Building Renovation	300,000	300,000	248,749	104	248,853	51,147			300,000	300,000	51,147
2021 District Renovations	1,000,000	1,000,000	363,663	374,879	738,542	261,458					(738,542)
Total Projects	25,813,000	25,868,865	24,790,526	657,395	25,447,921	420,944	22,005,000	265,310	2,555,134	24,825,444	(622,477)
Buses											
Buses- 2022	260,000	260,000		259,274	259,274	726	260,000			260,000	726
Buses- 2021	350,259	350,259	347,259		347,259	3,000	350,259			350,259	3,000
Buses- 2020	245,000	245,000	244,378		244,378	622	243,580			243,580	(798)
Buses - 2018	321,090	321,090	321,090		321,090		321,090			321,090	
Buses - 2017	323,400	323,400	323,392		323,392	8	323,400			323,400	8
Total Buses	1,499,749	1,499,749	1,236,119	259,274	1,495,393	4,356	1,498,329			1,498,329	2,936
Totals	\$ 27,312,749	\$ 27,368,614	\$ 26,026,645	\$ 916,669	\$ 26,943,314	\$ 425,300	\$ 23,503,329	\$ 265,310	\$ 2,555,134	\$ 26,323,773	\$ (619,541)

FABIUS POMPEY CENTRAL SCHOOL DISTRICT
NET INVESTMENT IN CAPITAL ASSETS
June 30, 2022

Capital Assets, Net	\$ <u>25,088,794</u>
Add:	
Deferred Charge from Refunding of Debt	249,943
Capital Fund Unspent Bond Proceeds	421,183
Right to Use Leased Assets, Net of Amortization	<u>671,126</u>
Deduct:	
Bond Anticipation Note	810,000
Short-Term Portion of Bonds Payable	1,588,259
Lease Liability	40,231
Serial Bonds Payable	5,246,741
Deferred Premium from Refunding of Debt	<u>997,791</u>
	<u>8,683,022</u>
Net Investment in Capital Assets	\$ <u><u>17,076,898</u></u>

D'Arcangelo & Co., LLP
Certified Public Accountants & Consultants

200 E. Garden St., P.O. Box 4300, Rome, N.Y. 13442-4300
315-336-9220 Fax: 315-336-0836

Independent Auditor's Report on Internal Control Over Financial Reporting and on Compliance and Other Matters Based on an Audit of Financial Statements Performed in Accordance with Government Auditing Standards

Board of Education

Fabius Pompey Central School District, New York

We have audited, in accordance with auditing standards generally accepted in the United States of America and the standards applicable to financial audits contained in *Government Auditing Standards* issued by the Comptroller General of the United States, the financial statements of the governmental activities, each major fund, and the aggregate remaining fund information of Fabius Pompey Central School District, as of and for the year ended June 30, 2022, and the related notes to the financial statements, which collectively comprise Fabius Pompey Central School District's basic financial statements, and have issued our report thereon dated September 26, 2022.

Report on Internal Control Over Financial Reporting

In planning and performing our audit of the financial statements, we considered Fabius Pompey Central School District's internal control over financial reporting (internal control) as a basis for designing audit procedures that are appropriate in the circumstances for the purpose of expressing our opinions on the financial statements, but not for the purpose of expressing an opinion on the effectiveness of Fabius Pompey Central School District's internal control. Accordingly, we do not express an opinion on the effectiveness of Fabius Pompey Central School District's internal control.

A *deficiency in internal control* exists when the design or operation of a control does not allow management or employees, in the normal course of performing their assigned functions, to prevent, or detect and correct, misstatements on a timely basis. A *material weakness* is a deficiency, or a combination of deficiencies, in internal control, such that there is a reasonable possibility that a material misstatement of the school district's financial statements will not be prevented, or detected and corrected on a timely basis. A *significant deficiency* is a deficiency, or a combination of deficiencies, in internal control that is less severe than a material weakness, yet important enough to merit attention by those charged with governance.

Our consideration of internal control was for the limited purpose described in the first paragraph of this section and was not designed to identify all deficiencies in internal control that might be material weaknesses or significant deficiencies. Given these limitations, during our audit we did not identify any deficiencies in internal control that we consider to be material weaknesses. However, material weaknesses may exist that have not been identified.

Report on Compliance and Other Matters

As part of obtaining reasonable assurance about whether Fabius Pompey Central School District's financial statements are free of material misstatement, we performed tests of its compliance with certain provisions of laws, regulations, contracts, and grant agreements, noncompliance with which could have a direct and material effect on the financial statements. However, providing an opinion on compliance with those provisions was not an objective of our audit, and accordingly, we do not express such an opinion. The results of our tests disclosed no instances of noncompliance or other matters that are required to be reported under *Government Auditing Standards*.

Purpose of this Report

The purpose of this report is solely to describe the scope of our testing of internal control and compliance and the results of that testing, and not to provide an opinion on the effectiveness of the school district's internal control or on compliance. This report is an integral part of an audit performed in accordance with *Government Auditing Standards* in considering the school district's internal control and compliance. Accordingly, this communication is not suitable for any other purpose.

D'Arcangelo & Co., LLP

September 26, 2022

Rome, New York

D'Arcangelo & Co., LLP
Certified Public Accountants & Consultants

200 E. Garden St., P.O. Box 4300, Rome, N.Y. 13442-4300
315-336-9220 Fax: 315-336-0836

**Independent Auditor's Report on Compliance for Each Major Program and on Internal Control Over Compliance
Required by the Uniform Guidance**

Board of Education
Fabius Pompey Central School District, New York

Report on Compliance for Each Major Federal Program

Opinion on Each Major Federal Program

We have audited Fabius Pompey Central School District's compliance with the types of compliance requirements identified as subject to audit in the OMB *Compliance Supplement* that could have a direct and material effect on each of Fabius Pompey Central School District's major federal programs for the year ended June 30, 2022. Fabius Pompey Central School District's major federal programs are identified in the summary of auditor's results section of the accompanying schedule of findings and questioned costs.

In our opinion, Fabius Pompey Central School District complied, in all material respects, with the types of compliance requirements referred to above that could have a direct and material effect on each of its major federal programs for the year ended June 30, 2022.

Basis for Opinion on Each Major Federal Program

We conducted our audit of compliance in accordance with auditing standards generally accepted in the United States of America; the standards applicable to financial audits contained in *Government Auditing Standards*, issued by the Comptroller General of the United States; and the audit requirements of Title 2 U.S. *Code of Federal Regulations Part 200, Uniform Administrative Requirements, Cost Principles, and Audit Requirements for Federal Awards* (Uniform Guidance). Our responsibilities under those standards and the Uniform Guidance are further described in the Auditor's Responsibilities for the Audit of Compliance section of our report.

We are required to be independent of Fabius Pompey Central School District and to meet our other ethical responsibilities, in accordance with relevant ethical requirements relating to our audit. We believe that the audit evidence we have obtained is sufficient and appropriate to provide a basis for our opinion on compliance for each major federal program. Our audit does not provide a legal determination of Fabius Pompey Central School District's compliance with the compliance requirements referred to above.

Responsibilities of Management for Compliance

Management is responsible for compliance with the requirements referred to above and for the design, implementation, and maintenance of effective internal control over compliance with the requirements of laws, statutes, regulations, rules and provisions of contracts or grant agreements applicable to Fabius Pompey Central School District's federal programs.

Auditor's Responsibilities for the Audit of Compliance

Our objectives are to obtain reasonable assurance about whether material noncompliance with the compliance requirements referred to above occurred, whether due to fraud or error, and express an opinion on Fabius Pompey Central School District's compliance based on our audit. Reasonable assurance is a high level of assurance but is not absolute assurance and therefore is not a guarantee that an audit conducted in accordance with generally accepted auditing standards, *Government Auditing Standards*, and the Uniform Guidance will always detect material noncompliance when it exists. The risk of not detecting material noncompliance resulting from fraud is higher than for that resulting from error, as fraud may involve collusion, forgery, intentional omissions, misrepresentations, or the override of internal control. Noncompliance with the compliance requirements referred to above is considered material if there is a substantial likelihood that, individually or in the aggregate, it would influence the judgment made by a reasonable user of the report on compliance about Fabius Pompey Central School District's compliance with the requirements of each major federal program as a whole.

In performing an audit in accordance with generally accepted auditing standards, *Government Auditing Standards*, and the Uniform Guidance, we:

- Exercise professional judgment and maintain professional skepticism throughout the audit.
- Identify and assess the risks of material noncompliance, whether due to fraud or error, and design and perform audit procedures responsive to those risks. Such procedures include examining, on a test basis, evidence regarding Fabius Pompey Central School District's compliance with the compliance requirements referred to above and performing such other procedures as we considered necessary in the circumstances.
- Obtain an understanding of Fabius Pompey Central School District's internal control over compliance relevant to the audit in order to design audit procedures that are appropriate in the circumstances and to test and report on internal control over compliance in accordance with the Uniform Guidance, but not for the purpose of expressing an opinion on the effectiveness of Fabius Pompey Central School District's internal control over compliance. Accordingly, no such opinion is expressed.

We are required to communicate with those charged with governance regarding, among other matters, the planned scope and timing of the audit and any significant deficiencies and material weaknesses in internal control over compliance that we identified during the audit.

Report on Internal Control Over Compliance

A *deficiency in internal control over compliance* exists when the design or operation of a control over compliance does not allow management or employees, in the normal course of performing their assigned functions, to prevent, or detect and correct, noncompliance with a type of compliance requirement of a federal program on a timely basis. A *material weakness in internal control over compliance* is a deficiency, or combination of deficiencies, in internal control over compliance, such that there is a reasonable possibility that material noncompliance with a type of compliance requirement of a federal program will not be prevented, or detected and corrected, on a timely basis. A *significant deficiency in internal control over compliance* is a deficiency, or a combination of deficiencies, in internal control over compliance with a type of compliance requirement of a federal program that is less severe than a material weakness in internal control over compliance, yet important enough to merit attention by those charged with governance.

Our consideration of internal control over compliance was for the limited purpose described in the Auditor's Responsibilities for the Audit of Compliance section above and was not designed to identify all deficiencies in internal control over compliance that might be material weaknesses or significant deficiencies in internal control over compliance. Given these limitations, during our audit we did not identify any deficiencies in internal control over compliance that we consider to be material weaknesses, as defined above. However, material weaknesses or significant deficiencies in internal control over compliance may exist that were not identified.

Our audit was not designed for the purpose of expressing an opinion on the effectiveness of internal control over compliance. Accordingly, no such opinion is expressed.

The purpose of this report on internal control over compliance is solely to describe the scope of our testing of internal control over compliance and the results of that testing based on the requirements of the Uniform Guidance. Accordingly, this report is not suitable for any other purpose.

D'Arcangelo & Co., LLP

September 26, 2022

Rome, New York

FABIUS-POMPEY CENTRAL SCHOOL DISTRICT
SCHEDULE OF EXPENDITURES OF FEDERAL AWARDS
For the Year Ended June 30, 2022

Federal Grantor/Pass-Through Grantor/Program Title	Federal Assistance Listing	Agency or Pass-through Number	Current Year Expenditures	Subrecipient
<u>U.S. Department of Agriculture</u>				
(Passed Through the State Education Department of the State of New York - Pass through Grantor's No. 250901060000)				
<u>Child Nutrition Cluster</u>				
National Breakfast Program	10.553	N/A	\$ 44,932	
Supply Chain Assistance	10.555	N/A	17,798	
National School Lunch Program	10.555	N/A	281,164	
Total Cash Assistance Subtotal			343,894	
Donated Food (Noncash)	10.555	N/A	10,574	
Total U.S Department of Agriculture and Total Nutrition Cluster			354,468	
<u>U.S. Department of Education</u>				
(Passed Through the State Education Department of the State of New York)				
Title I Grants to Local Educational Agencies	84.010A	0021-22-2110	152,960	
Title I Grants to Local Educational Agencies	84.010D	0016-22-2110	10,674	
Total			163,634	
<u>Special Education Cluster(IDEA)</u>				
Special Education – Grants to States, (IDEA Part B)	84.027A	0032-22-0644	164,495	
COVID-19 Special Education Preschool Grants	84.173X	0033-22-0644	619	
Special Education - Preschool Grants, (IDEA Preschool)	84.173A	0033-22-0644	2,337	
Total Special Education Cluster(IDEA)			167,451	
Improving Teacher Quality State Grants, (Title IIA)	84.367A	0147-22-2110	17,558	
Student Support and Academic Enrichment Grant	84.424A	0204-22-2110	11,424	
Education Stabilization Fund Under the Coronavirus Aid, Relief, and Economic Security Act				
COVID-19 Elementary and Secondary School Emergency Relief(ESSR)	84.425D	5891-21-2110	621,500	
COVID-19 Governor's Emergency Education Relief Fund(GEER)	84.425C	5896-21-2110	28,806	
COVID-19 American Rescue Plan-Elementary and Secondary School Emergency Relief(ARP ESSR)	84.425U	5880-21-2110	392,141	
COVID-19 American Rescue Plan-Elementary and Secondary School Emergency Relief(ARP ESSR)	84.425U	5884-21-2110	169,865	
COVID-19 American Rescue Plan-Elementary and Secondary School Emergency Relief(ARP ESSR)	84.425U	5882-21-2110	29,888	
COVID-19 American Rescue Plan-Elementary and Secondary School Emergency Relief(ARP ESSR)	84.425U	5883-21-2110	20,256	
Total Education Stabilization Fund			1,262,456	
Total U.S Department of Education			1,622,523	
<u>Total Federal Financial Assistance</u>			<u>\$ 1,976,991</u>	<u>\$</u>

**FABIUS-POMPEY CENTRAL SCHOOL DISTRICT
NOTES TO SCHEDULE OF EXPENDITURES OF FEDERAL AWARDS
For the Year Ended June 30, 2022**

1. SIGNIFICANT ACCOUNTING POLICIES

Basis of Presentation

The accompanying Schedule of Expenditures of federal Awards includes all federal awards administered by the Fabius Pompey Central School District. The School District's organization is defined in Note 1 to the School District's basic financial statements.

Basis of Accounting

The expenditures in the accompanying schedule are presented on an accrual basis of accounting. The information in this schedule is presented in accordance with the requirements of Title 2 *U.S. Code of Federal Regulations* Part 200, *Uniform Administrative Requirements, Cost Principles, and Audit Requirements for Federal Awards* (Uniform Guidance). Therefore, some amounts presented in this schedule may differ from amounts presented in, or used in the preparation of, the basic financial statements.

De Minimis Indirect Cost Rate

The District has not elected to use the 10 percent de minimis indirect cost rate as allowed under the Uniform Guidance.

Food Donation

Nonmonetary assistance is reported in the schedule at fair market value of the food commodities received. At June 30, 2022, the School District had food commodities totaling \$133 in inventory.

Cluster Programs

The following programs are identified by "OMB Compliance Supplement" to be part of a cluster of programs:

U.S. Department of Agriculture

Nutrition Cluster

AL #10.553	School Breakfast Program
AL #10.555	National School Lunch Program
AL #10.559	Summer Food Service Program

U.S. Department of Education

Special Education Cluster

AL #84.027	Special Education - Grants to States (IDEA, Part B)
AL #84.173	Special Education - Preschool Grants (IDEA Preschool)

FABIUS-POMPEY CENTRAL SCHOOL DISTRICT
SCHEDULE OF FINDINGS AND QUESTIONED COSTS – FEDERAL COMPLIANCE REQUIREMENTS
For the Year Ended June 30, 2022

Summary of Auditor's Results

(d)(1)(i)	Type of financial statement Opinion	Unmodified
(d)(1)(ii)	Were there any material control weakness conditions reported at the financial statement level (GAGAS)?	No
(d)(1)(ii)	Were there any other significant deficiencies reported at the financial statement level (GAGAS)?	No
(d)(1)(iii)	Was there any reported material noncompliance at the financial statement level (GAGAS)?	No
(d)(1)(iv)	Were there any material internal control weakness conditions reported for major federal programs?	No
(d)(1)(iv)	Were there any other significant deficiencies reported for major federal programs?	No
(d)(1)(v)	Type of Major Programs' Compliance Opinion	Unmodified
(d)(1)(vi)	Are there any reportable findings under 2 CFR Section 200.516 (a)?	No
(d)(1)(vii)	Major Programs (list):	<u>U.S. Department of Education</u> COVID-19 Education Stabilization Fund AL # 84.425C Governor's Emergency Education Relief Fund(GEER) AL # 84.425D Elementary and Secondary School Emergency Relief (ESSER) AL # 84.425U American Rescue Plan - Elementary and Secondary School Emergency Relief (ARP ESSER)
(d)(1)(viii)	Dollar Threshold: Type A\B Programs	Type A: > \$ 750,000 Type B: all others
(d)(1)(ix)	Low Risk Auditee?	No

**FABIUS-POMPEY CENTRAL SCHOOL DISTRICT
SCHEDULE OF FINDINGS AND QUESTIONED COSTS – FEDERAL COMPLIANCE REQUIREMENTS
For the Year Ended June 30, 2022**

Findings - Financial Statements Audit

None noted in the current year.

Findings and Questioned Costs – Major Federal Award Program Unit

None noted in the current year.

**FABIUS-POMPEY CENTRAL SCHOOL DISTRICT
STATUS OF PRIOR YEAR'S FINDINGS AND QUESTIONED COSTS – FEDERAL COMPLIANCE REQUIREMENTS
For the Year Ended June 30, 2022**

Findings - Financial Statements Audit

No findings were noted in the prior year.

Findings and Questioned Costs – Major Federal Award Program Unit

No findings were noted in the prior year.