
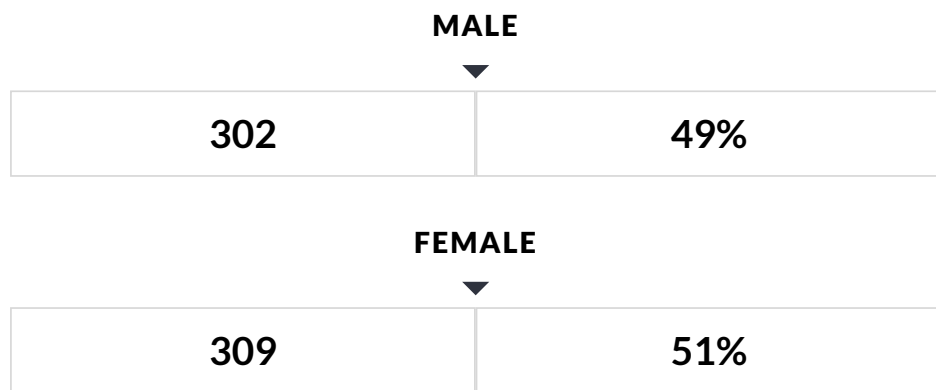


These enrollment data are collected as part of NYSED's Student Information Repository System (SIRS). These counts are as of "BEDS Day" which is typically the first Wednesday in October. Available are enrollment counts for public and charter school students by various demographics for the 2019 - 20 school year. For nonpublic school enrollment data please see the Non-Public School Enrollment and Staff information on our Information and Reporting Services webpage.

## FABIUS-POMPEY CSD ENROLLMENT (2019 - 20)

**K-12 Enrollment: 611**

### ENROLLMENT BY GENDER



### ENROLLMENT BY ETHNICITY

#### AMERICAN INDIAN OR ALASKA NATIVE

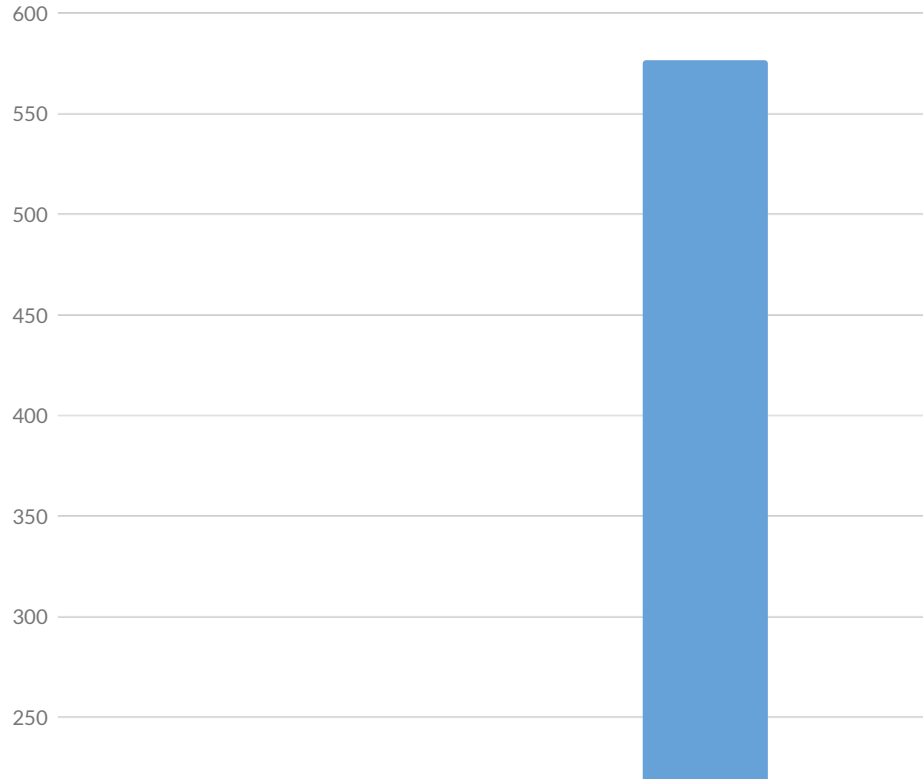


#### BLACK OR AFRICAN AMERICAN



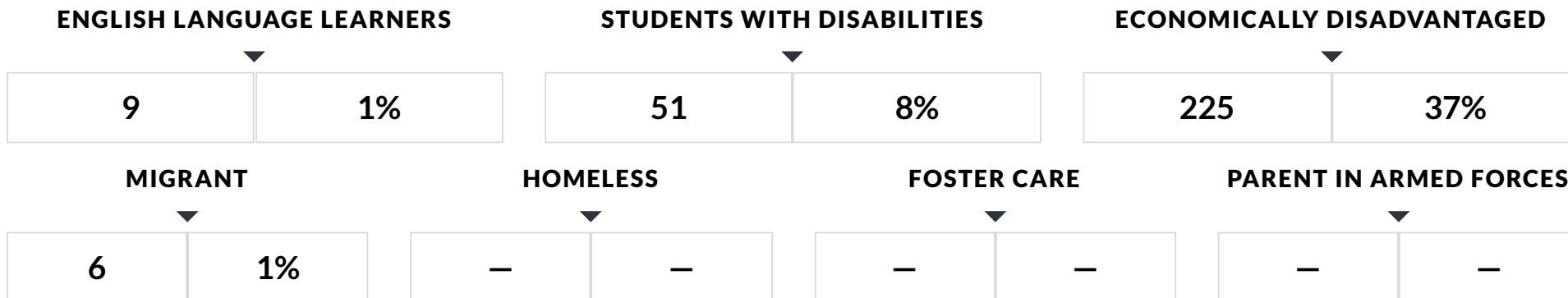
#### HISPANIC OR LATINO

[? Help](#)


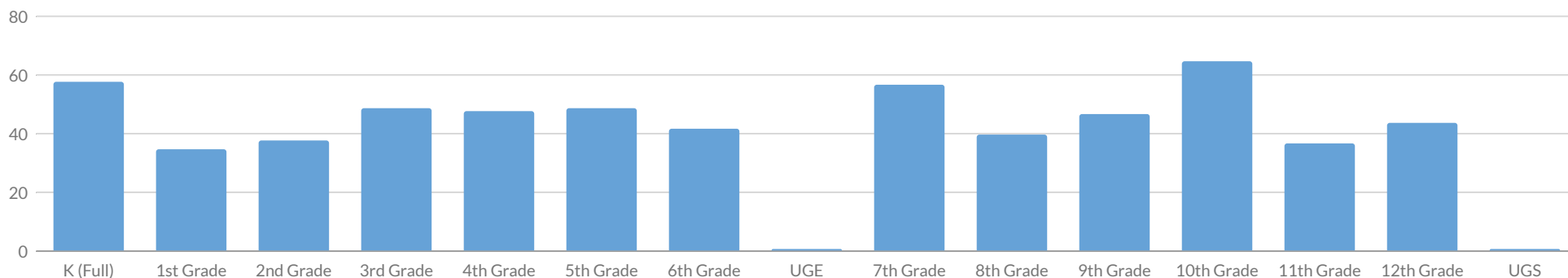


Demographic	Count	Percentage
ASIAN OR NATIVE HAWAIIAN/OTHER PACIFIC ISLANDER	17	3%
ASIAN OR NATIVE HAWAIIAN/OTHER PACIFIC ISLANDER	8	1%
WHITE	577	94%
MULTIRACIAL	6	1%

### OTHER GROUPS



### ENROLLMENT BY GRADE



<b>57</b>	<b>9%</b>
-----------	-----------

<b>40</b>	<b>7%</b>
-----------	-----------

<b>47</b>	<b>8%</b>
-----------	-----------

<b>65</b>	<b>11%</b>
-----------	------------

**11TH GRADE**

**12TH GRADE**

**UNGRADED SECONDARY**

<b>37</b>	<b>6%</b>
-----------	-----------

<b>44</b>	<b>7%</b>
-----------	-----------

<b>1</b>	<b>0%</b>
----------	-----------

© COPYRIGHT NEW YORK STATE EDUCATION DEPARTMENT, ALL RIGHTS RESERVED.

THIS DOCUMENT WAS CREATED ON: APRIL 26, 2021, 11:17 AM EST